

Association of Legal Writing Directors Legal Writing Institute

2002 Survey Results

Survey Committee:

Jo Anne Durako, Co-Chair
Kristin Gerdy, Co-Chair
Randy Abate
Chris Coughlin
Bill Galloway
Sue McClellan
Judy Rosenbaum

Technical Assistance:

James Cooper
Lance Long

For additional information, please contact:

Professor Jo Anne Durako
Rutgers School of Law, Camden
217 N. 5th Street
Camden, N.J. 08102-1203
Phone: 856 225-6513 Fax: 856 225-6516
durako@camden.rutgers.edu

Kristin Gerdy
J. Reuben Clark Law School
Brigham Young University
457 JRCB
Provo, UT 84057
Phone: 801 422-9022 Fax: 801 422-0404
gerdyk@lawgate.byu.edu

A copy of this report is available at www.alwd.org

**2002 SURVEY RESULTS
ASSOCIATION OF LEGAL WRITING DIRECTORS
& LEGAL WRITING INSTITUTE**

	Page
SURVEY HIGHLIGHTS	i
SURVEY CONTENTS	
I. SUBMITTER PROFILE	1
II. LAW SCHOOL INFORMATION	3
III. STAFFING MODEL	4
IV. CURRICULUM	5
V. UPPER-LEVEL WRITING COURSES	13
VI. TECHNOLOGY	16
VII. DIRECTORS	18
VIII. FULL-TIME LRW FACULTY MEMBERS	31
IX. LRW ADJUNCT FACULTY	41
X. TEACHING ASSISTANTS	43
XI. SURVEY	44
APPENDICES	
A. GENDER DATA REPORT	A1
B. LAW SCHOOLS INCLUDED IN THE 2002 SURVEY REPORT	B1

**2002 SURVEY RESULTS
ASSOCIATION OF LEGAL WRITING DIRECTORS/
LEGAL WRITING INSTITUTE**

This 2002 ALWD/LWI Survey Results Report includes responses from a record number of law schools in the United States—154 this year—for an 83% response rate. The respondents answered questions about the operation of their legal research and writing programs during the 2001-2002 academic year. This report is a snapshot of these programs. It is an admittedly inexact composite picture of many unique programs of great variety and complexity. Nevertheless, the survey results show common practices, trends, and other valuable insights about the state of legal writing training in American law schools.

This survey report also includes data from the 2001 survey for purposes of comparison. You will see the left-hand column by each question includes both the number of responses in each category from the 2001 survey, where available, and the 2002 survey. Averages and other relevant data from the 2001 survey are also included throughout this report, where available, to allow rough comparisons. Where the 2001 data is unavailable, 2000 data has been substituted for comparison. Please realize, of course, that some variations measure real changes in LRW programs from last year, while others reflect changes in the respondent group.

Thanks go to all who participated in this survey. We appreciate your feedback; your time and effort are valuable to all of us. Thank you.

Jo Anne Durako and Kristin Gerdy
Survey Committee Co-Chairs

2002 ALWD/LWI SURVEY HIGHLIGHTS

Prepared by: Kristin B. Gerdy
 Director of Rex E. Lee Advocacy Program
 J. Reuben Clark Law School, Brigham Young University
 and
 Jo Anne Durako
 Director of Legal Research & Writing
 Rutgers-Camden Law School

Some Changes in the 2002 Survey --

- Still more respondents in 2002: 154 schools participated for an 83% response rate (up from 82% in 2001) thanks to the cooperation of program directors. This marks the fourth straight year of increased response rates. This year's pool of solicited schools was also the largest ever with 186 schools solicited for information.
- New questions about how directors and faculty spend their teaching time and how much time they spend in preparation were added to the 2002 survey (Questions 21, 52, 82).

Salary Highlights:

- **Directors' Salaries** (averages; Question 49):
 2002: \$82,010, up 4% from 2001 \$85,389 for 12 months \$79,563 for <12 months
 2001: \$79,209, up 4% from 2000 \$81,636 for 12 months \$77,210 for <12 months

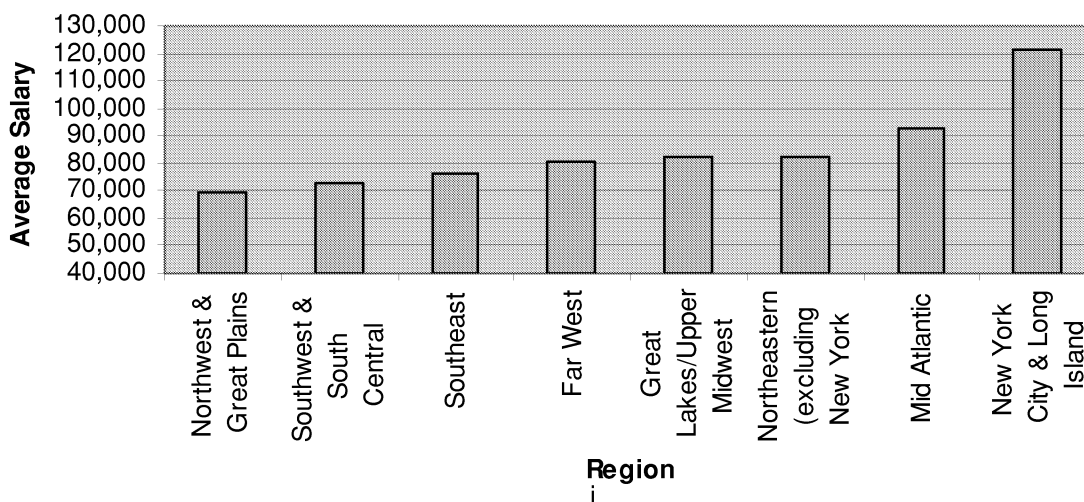
The "average" director looked very much the same in 2001, having graduated from law school 18.1 years ago, taught in law school for 11.4 years, and directed at her current law school for 6.8 years (Questions 3, 4, & 5).

- **Regional Differences for Directors:**

Average directors' salaries reported by region ranging from highest to lowest:

	<u>2002</u>	<u>2001</u>
New York City & Long Island:	\$121,167	\$114,050
Mid-Atlantic:	\$ 92,427	\$ 85,118
Northeast:	\$ 82,236	\$ 84,115
Great Lakes & Up. Midwest:	\$ 82,190	\$ 70,951
Far West:	\$ 80,924	\$ 81,639
Southeast:	\$ 76,218	\$ 79,708
Southwest & South Central:	\$ 73,205	\$ 73,269
Northwest & Great Plains:	\$ 69,100	\$ 68,900

Director Salary By Region

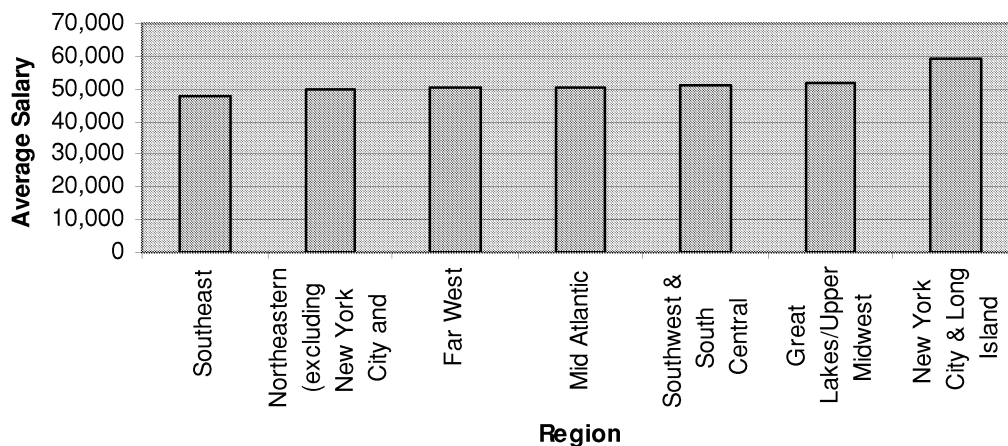


- **LRW Faculty Full-time Current Salaries** (averages, excluding directors; Question 75):
2002: From an average low of \$46,741 to an average high of \$54,316
2001: From an average low of \$44,011 to an average high of \$53,012
- **Regional Differences for Salaries for LRW Faculty** (excluding directors):
Average and average low-range base salaries* for LRW faculty, by region, from highest to lowest:

	<u>2002 average</u>	<u>2002 average low</u>	<u>2001</u>
New York City & Long Island:	\$59,500	\$56,500	No reports
Great Lakes & Up. Midwest:	\$51,666	\$44,789	\$39,500
Southwest & South Central:	\$51,423	\$47,077	\$45,326
Mid-Atlantic:	\$50,550	\$45,850	\$42,000
Far West:	\$50,509	\$47,173	\$48,894
Northeast:	\$50,025	\$46,150	\$45,500
Southeast:	\$47,696	\$45,136	\$42,429
Northwest & Great Plains:	No reports	No reports	No reports

*Average low-range salaries were reported in 2001, so 2002 low-range salaries are given here to aid in comparison.

Average LRW Faculty Salary By Region



- **Other Variables Related to Salaries:**

-Years Since Earning a JD, Years Teaching, & Years as a Director (Questions 3, 4, & 5): Salaries for directors increase as the directors have more years of experience.

-Setting (Question 7): In 2002, salaries were higher for directors and LRW faculty in the suburbs than in urban or rural areas. This is a change from 2001 when salaries for directors and LRW faculty were higher in urban than in suburban or rural areas, but is consistent with trends from 2000 and earlier.

-Institution Type (Question 8): In 2002, salaries were higher for directors at private law schools (\$84,605) than they were for directors at public law schools (\$78,379).

-Staffing Models (Question 10): Average directors' salaries were highest for directors in programs with tenure-track teachers hired to teach LRW (\$98,333) and were lower in adjunct-taught programs (\$93,789) and complex hybrid programs (\$84,733) (Question 49). Salaries were lowest in programs with LRW faculty on contract (\$76,744). For LRW faculty, average current salaries were highest if the faculty were tenured or tenure-track (\$65,639) and next highest in complex hybrid programs (\$51,079) (Question 75).

-Director Type (Question 45): Directors' average salaries were highest if they were tenured and their primary responsibility is LRW (\$106,506), and next highest if the directors' primary responsibility is not LRW (\$97,167). Following behind were tenure-track directors if their primary responsibility is LRW (\$84,690) and clinical tenure or tenure-track directors (\$81,894). Non-tenure track directors earned the lowest salaries (\$70,541). LRW faculty average current salaries* were highest when their director is tenured (\$47,182) or on tenure track (\$45,994) and lowest in programs where the director is on contract (\$43,329). (Question 75).

**Note: To allow for comparison with 2001 data, averages were calculated using low-range base salaries.*

Other Highlights:

- **Staffing Model** (Question 10): Most programs used full-time nontenure-track teachers (76 or 50%), a hybrid staffing model (41 or 27%), or adjuncts (21 or 16%). In 2002, 7 programs used solely tenured or tenure-track teachers hired specifically to teach LRW, and another 6 programs used such teachers in hybrid programs (Question 11(a)).
- **Curriculum** (Questions 12 - 26):
 - **Program Length:** Virtually all writing programs extend over 2 semesters averaging 2.22 credit hours in the fall and 2.14 hours in the spring. 34 programs have a required component in the fall of the second year, averaging 2.12 credit hours (Question 12). Almost all LRW courses are graded (125 programs)(Question 15) .
 - **Grading:** Many programs grade at least some assignments anonymously (79), but 70 programs do not (Question 17). 123 programs require rewrites with 40 of those programs requiring rewrites on all assignments. 55 programs grade all rewrites; 34 grade only the rewrites;19 grade only the final drafts (Question 23).
 - **Research Teaching:** The vast majority of programs integrate research and writing instruction (117 programs). At 65 schools legal research is taught by LRW faculty. At 40 schools it is taught by librarians. At 37 schools LRW faculty and librarians teach legal research in combination, and at 20 schools teachings assistants and other students are responsible for teaching research (Question 18).
 - **Writing Specialists:** 36 law schools employ a full-time or part-time writing specialist, and 112 schools offer an academic support program (Question 28).
- **Common practices** (Questions 12-26):
 - **Assignments:** The most common writing assignments during the 2001-02 academic year were office memoranda (150), appellate briefs (126), pretrial briefs (76), and client letters (70). The most common oral exercises were appellate arguments (115), pretrial motion arguments (52), and in-class presentations (43) (question 20).
 - **Commenting:** The most common methods of commenting on papers during the

2001-02 academic year were comments on the paper itself (149), comments during conferences (124), comments at the end of the paper (123), general feedback addressed to the class (108), feedback memos addressed to individual students (84), and grading grids or score sheets (82) (Question 24).

- **Teaching Activities:** The most common teaching activities and the average amount of time spent in each activity were lecture (139 spending an average of 29%), questions and answers and class discussion (136 spending an average of 21%), group in-class exercises (131 spending an average of 13%), individual in-class exercises (106 spending an average of 10%), demonstrations (107 spending an average of 9%), and in-class writing (83 spending an average of 7%) (Question 21).

- **Technology** 64 programs have web pages up from 48 web pages reported in 2001 (Question 42). Class email listservs were popular during the 2001-02 year with 122 programs using them with a 4.13 average satisfaction rating (out of a possible 5). 71 programs had course web pages with a 3.68 average satisfaction rating. 68 programs made use of electronic “smart” classrooms with a 3.82 average satisfaction rating.
- **Citation Method** (Question 27): As of the time of the survey, 59 programs planned to teach the ALWD Citation Manual only, while 60 programs plan to teach the Bluebook only, 13 plan to teach both methods, 5 plan to leave the choice to each teacher, and 10 plan to either teach a different system or are undecided which system they will teach for the 2002-03 academic year.
- **Tenure** (Question 45): In 2002, there were fewer tenured directors (21 vs. 22) but more tenure-track directors (18 vs. 16) responding than in 2001. In addition, 8 directors have clinical tenure or tenure-track status compared with 9 in 2001. About 36% of those responding were tenured or tenure-track including clinical tenure status. However, 42% of the directors whose primary responsibility is LRW are not on tenure-track (55 of 130).
- **Assistant Directors** (Question 46): 19 programs reported having assistant directors in 2002, (up from 18 in 2001). The average salary for an assistant director was reported as \$54,176 compared with \$51,965 reported in 2000. (In 2001, the average of \$37,753 was based on only 3 responses.)
- **Title** (Question 48): Over 66% of program directors have a form of “Professor” in their official title (87 of 130). “Director” is the next most common title (57 or 44%). For LRW faculty (Question 68), many have some form of “Professor” in their official title (64 or 42%), many are “Instructors” (36 or 25%), with “Lecturer” the next most common title (17 or 11%).
- **Directors’ Workload** (Question 53 & 54):
 - **Teaching Load:** In the 2001-02 academic year, the “average” director taught 30 entry-level students 3 hours per week using 3 major and 4 minor assignments while reading 1,134 pages of student work and holding 36 hours of conferences during the fall semester. The spring semester workload was comparable. This compares with the prior year in which the “average” director taught 32 entry-level students 3 hours per week using 3 major and 4 minor assignments while reading 983 pages of student work and holding 38 hours of conferences—a slightly lighter workload than reported for the 2002 survey.

- **Preparation Time:** In 2001-02, directors spent an average of 41 hours preparing major research and writing assignments and 50 hours preparing for classes in the fall and comparable time in the spring.

- **Time Distribution:** In 2001-02, directors spent 30% of their time teaching in the required program, 22% on directorship duties, 13% teaching outside the required program, 9% on service, 8% on scholarship, 7% on academic support, and 11% on “other” activities.

- **LRW Faculty Members’ Workload** (Question 82):

- **Teaching Load:** In the 2001-02 academic year, the “average” LRW faculty member taught 43 entry-level students 4 hours per week using 3 major and 4 minor assignments while reading 1,589 pages of student work and holding 51 hours of conferences. Again this past year the class was within the maximum range recommended by the ABA Sourcebook on Legal Writing Programs. This compares with the prior year in which the “average” LRW faculty member taught 46 entry-level students 6 hours per week using 3 major and 4 minor assignments while reading 1,410 pages of student work and holding 62 hours of conferences—a comparable workload.

-**Preparation Time:** In 2001-02 faculty spent an average of 32 hours preparing major research and writing assignments and 57 hours preparing for classes in the fall and comparable time in the spring.

- **Upper Level Teaching** (Questions 55 & 56): Many directors teach courses beyond the first-year program (77 or 59%). They taught an average of 1.46 upper level writing courses and 1.67 non-LRW courses. Many LRW faculty also teach upper-level courses (85 or 75%). These classes are both upper-level LRW classes (38) and non-LRW courses (74). These courses are taught both during the regular academic year (46) and during separate summer sessions (39)(Question 85).
- **Faculty Committees** (Question 59 & 83): The vast majority of directors serve on faculty committees as voting members (112 or 86%). For LRW faculty (Question 83), those in 88 (77%) programs serve on faculty committees with 77 programs affording voting (67%).
- **Faculty Meetings** (Question 60): The majority of directors also attend and vote at faculty meetings with 13 non-tenure track directors voting on all matters and 31 more voting on all but hiring and promotion. These voting rights are in addition to the 47 tenured and tenure-track directors. LRW faculty vote in 61 programs at faculty meetings with 25 of those programs affording voting on all matters. At 45 more programs, LRW faculty attend, but do not vote (Question 84).
- **Scholarship** (Question 62): For 46 or 35% of directors, there is an obligation to produce scholarship. For 21 there is no obligation, but there is an expectation they will. For LRW faculty (Question 81), there is an obligation in 20 programs to produce scholarship and in 11 programs they are expected to produce scholarship, while 82 programs impose no such obligation or expectation.
- **LRW Faculty Type** (Question 65): LRW faculty in most programs are on short-term contracts with 65 on 1-year contracts, 19 on 2-year contracts, 36 on contracts \geq 3 years, 17 have ABA Standard 405(c) status, and 20 are on tenure track. The overwhelming majority of those on

contract have no cap (100 of 109 or 92% consistent with the 2001 numbers of 85 of 92) (Question 66).

- **Evaluation Standards** (Question 70): 62 directors reported using written standards to evaluate LRW faculty up from 49 in 2001. 21 more programs have standards under development.
- **Additional Support for LRW Faculty:**
 - Summer grants** (Question 76): 57 programs provide LRW faculty with summer grants averaging \$6,371, down from \$6,435 in 52 programs in 2001.
 - Developmental Funding** (Question 79): The vast majority, or 98 programs, provide developmental funding averaging \$1,713, down from \$1,763 in 89 programs in 2001.
 - Research Assistants** (Question 80): Over half, or 79 programs, provide funding for research assistants, with 69 providing funding for all reasonable requests and 10 providing an average of \$920, down significantly from \$2,335 in 2001.
- **Adjunct Faculty:** (Questions 86-92) See report part IX.
- **Teaching Assistants:** (Questions 93-99) See reports part X.
- **Survey** (Question 100): Most respondents have used the survey data in the past. 82 used the survey to improve their programs, 56 to improve their status, 50 to improve their salary, and 16 for “other” reasons. This shows increased use of the survey data from 2001.

Gender Data Highlights in Appendix A:

- **Director Salary** (Question 49): Female directors earn less than male directors when measured by
 - 12-month salaries (\$80,775 female; \$94,227 male);
 - less than 12-month salaries (\$79,220 female; \$80,710 male); or
 - salaries reported (combined 12-mon. & <12-mon.: \$79,806 female; \$87,790 male). Compared with 2001 combined averages of \$75,971 female; \$88,015 male).
 - ▶ In the range of salaries paid, female directors’ salaries have a wider range than males’ (\$46,80 to \$141,000 female; \$46,000 to \$135,600 males).
 - ▶ Fewer females than males earn more than \$100,000 (13 of 77 females, or 17% of females; 8 of 21 males, or 38% of males). However, the number of females earning more than \$100,000 has risen substantially since 2001 when only 6 of 68 (or 9%) earned such salaries.
 - ▶ Females with comparable years of experience directing at their present schools earn sometimes less, sometimes the same, and sometimes more than their male colleagues (less for 6-10 and 11-15 years of experience, same for 0-5 years of experience, and more for > 15 years of experience).
- **Salary Range for LRW Professionals** (Question 75): In programs headed by female directors, once again the salary range for LRW faculty is lower: the averages at the low in the range were lower (\$44,605 low with female director; \$48,031 low with male director). The averages at the high end of the range were also lower (\$53,380 high with a female director, \$57,533 high with a male director).
- **Tenure** (Question 45): Female directors were somewhat less often tenured than were male directors (15% of females; 23% of males). When tenured and tenure-track directors were combined, males just pass females (33% male; 32% female). Significantly more female

directors continue to find themselves on contract than males (48% females; 32% males).

- **Title** (Question 48): Fewer females than males have “Professor” as their official title (45% female; 57% male). More females have titles of “Instructor” or “Lecturer” than males (12% females; 5% males). About 35% of females have “Director” as their official title compared with 29% of males.
- **Teach Upper Level Courses** (Question 55): Fewer females teach courses beyond the required writing course than males (57% female; 80% male). The overall level of directors teaching upper-level courses has increased slightly from the 2001 data when 52% females and 76% male directors taught those classes. More female directors teach academic support as their only upper level course than males (6% females; 3% males).
- **Leave** (Question 64): Female directors were somewhat less often eligible for paid sabbaticals (35% female; 40% male), more often eligible for unpaid sabbatical (10% female; 6% male), and were slightly less often eligible for other leave and reduced loads (45% female; 47% male).

Appendix B lists the law schools included in the 2002 Survey Report.

The definitions of terms used in this survey are listed below. For your convenience, some definitions are repeated later in the survey as part of the questions to which they relate.

Clinical tenure means the type of tenure given to clinical faculty.

Current Academic Year means the 2001-2002 academic year.

Director means the person charged with responsibility for the required legal writing program.

Doctrinal course means a course other than a clinic, seminar, or advanced writing course.

Elective course means a course that is not part of the required sequence that all law students must take, such as legal research and legal writing.

Faculty member means a full-time teacher at the law school and includes a person who is paid on an administrative line but directs a writing program.

Major assignment is one in which the final product is equal to or greater than 5 pages. Graded assignments do not include those evaluated with a check, check +, check – or a similar method, but do include those assignments factored into the final course grade.

Required legal writing program and **required program** mean the introductory course of study of legal research and writing courses that all law students must take to graduate. This generally means LRW courses in the first-year required program, but at some law schools this covers required courses in the second or third years. This does not include upper-level writing requirements beyond the introductory course.

Teaching Assistant includes student tutors or any upper-level student who participates in teaching research or writing.

Tenure track means that the director is on a scheduled time-table for being considered for tenure — not that the director has been promised conversion to tenure track at some unidentified time in the future.

Writing assignment means an assignment other than a written traditional examination — either in-class or take-home.

I. SUBMITTER PROFILE

1. Are you:

2001 2002

115 120

a. Director of the required legal writing program? (“Director” means the person charged with responsibility for the program.)

1 6

b. Associate director, assistant director, or co-director of the required legal writing

- | | | | |
|------------|------------|----|--|
| <u> 0</u> | <u> 0</u> | c. | program?
Director of the upper-level appellate advocacy program, drafting program, or other upper-level program? |
| <u> 14</u> | <u> 18</u> | d. | A teacher in a program without a director? (If so, please have one individual fill out the survey and give a response that, to the extent possible, is representative of all teachers in the program.) |
| <u> 8</u> | <u> 7</u> | e. | None of the above. |

2. Please indicate both your gender and race.

<u>2001</u>	<u>2002</u>		
<u>138</u>	<u>150</u>	a.	Gender:
<u> 99</u>	<u>111</u>		Female (75%)
<u> 39</u>	<u> 39</u>		Male (25%)
<u>138</u>	<u>150</u>	b.	Race:
<u>132</u>	<u>144</u>		White
<u> 2</u>	<u> 4</u>		African-American
<u> 1</u>	<u> 1</u>		Hispanic
<u> 2</u>	<u> 1</u>		Asian-American
<u> 1</u>	<u> 0</u>		Other

3. As of now, how many years have passed since the director earned a J.D. degree?

<u>2001</u>	<u>2002</u>	
<u>129</u>	<u>141</u>	Years. (average 18.12) (min 6; max 44) <i>2001 Survey: (average) 17.55 (min 5; max 41)</i>

4. As of now, how many years has the director been teaching in law school on a full-time basis?

<u>2001</u>	<u>2002</u>	
<u>131</u>	<u>140</u>	Years. (average 11.38) (min 1; max 32) <i>2001 Survey: (average) 10.85 (min 1; max 31)</i>

5. How many years has the director directed the writing program at the present law school?

<u>2001</u>	<u>2002</u>	
<u>130</u>	<u>139</u>	Years. (average 6.82) (min 0; max 21) <i>2001 Survey: (average) 6.13 (min 0; max 20)</i>

II. LAW SCHOOL INFORMATION

6. Following (and slightly modifying) the model developed by the Society of American Law Teachers, we have divided the country into eight regions. Please identify the region where your law school is located.

<u>2001</u>	<u>2002</u>		
<u>26</u>	<u>29</u>	a.	Region I: Far West - AZ, CA, HI, NV, OR, UT, WA. (19%)
<u>3</u>	<u>3</u>	b.	Region II: Northwest & Great Plains - ID, MT, NE, ND, SD, WY. (2%)
<u>17</u>	<u>21</u>	c.	Region III: Southwest & South Central - AR, CO, KS, LA, MO, NM, OK, TX. (14%)
<u>28</u>	<u>31</u>	d.	Region IV: Great Lakes/Upper Midwest - IL, IN, IA, MI, MN, OH, WI. (21 %)
<u>17</u>	<u>17</u>	e.	Region V: Southeast - AL, FL, GA, KY, MS, TN, WV. (11%)
<u>21</u>	<u>25</u>	f.	Region VI: Mid Atlantic - DC, DE, MD, NJ, NC, PA, SC, VA. (17 %)
<u>17</u>	<u>17</u>	g.	Region VII: Northeastern - CT, MA, ME, NH, NY (excluding New York City and Long Island), RI, VT. (11 %)
<u>8</u>	<u>8</u>	h.	Region VIII: New York City and Long Island. (5%)

7. What is the setting of your law school?

<u>2001</u>	<u>2002</u>		
<u>94</u>	<u>98</u>	a.	Urban. (64%)
<u>22</u>	<u>28</u>	b.	Suburban. (18 %)
<u>9</u>	<u>10</u>	c.	Rural. (6 %)
<u>17</u>	<u>18</u>	d.	No response.

8. What type of institution is your law school?

<u>2000</u>	<u>2002</u>		
<u>55</u>	<u>61</u>	a.	Public. (41 %)
<u>79</u>	<u>89</u>	b.	Private. (59 %)

NOTE: Because of a technical problem with the construction of the 2001 Survey, there are no reliable results for 2001. Data from 2000 survey is included for comparison.

9. What was the size of your first-year J.D. class for the current academic year?

<u>2001</u>	<u>2002</u>		
<u>6</u>	<u>9</u>	a.	100 or fewer students. (6 %)
<u>21</u>	<u>23</u>	b.	101 to 150 students. (15 %)
<u>38</u>	<u>32</u>	c.	151 to 200 students. (21 %)
<u>26</u>	<u>37</u>	d.	201 to 250 students. (25 %)
<u>14</u>	<u>14</u>	e.	251 to 300 students. (9 %)
<u>32</u>	<u>35</u>	f.	301 or more students. (23 %)

III. STAFFING MODEL

10. Following the model used by the authors of the *Source Book on Legal Writing Programs*, we have identified eight basic staffing models for first-year writing programs. Please identify the model that most closely resembles the format that your school uses. *Note: Do not consider the director's status if that differs from the status of other LRW teachers.*

<u>2001</u>	<u>2002</u>	
<u>5</u>	<u>7</u>	a. Tenured or tenure-track teachers hired specifically to teach legal writing. (5 %)
<u>4</u>	<u>4</u>	b. Tenured or tenure-track teachers hired to teach legal writing and other courses. (3%)
<u>0</u>	<u>0</u>	c. Tenured or tenure-track teachers who teach legal writing as part of their first-year doctrinal courses. (0 %)
<u>1</u>	<u>1</u>	d. Many tenured or tenure-track teachers teaching legal writing to small groups of students where the teacher has no other responsibilities with respect to legal writing and where the teacher's primary responsibilities lie with teaching other courses. (0 %)
<u>66</u>	<u>76</u>	e. Full-time nontenure-track teachers with long-term contracts or short-term contracts. (50 %)
<u>25</u>	<u>21</u>	f. Adjuncts. (14 %)
<u>0</u>	<u>0</u>	g. Graduate students. (0 %)
<u>0</u>	<u>1</u>	h. Students (<i>only if these upper-level students provide a substantial portion of individualized feedback on papers or have a substantial responsibility for classroom teaching</i>). (0 %)
<u>34</u>	<u>41</u>	i. A complex hybrid of the above models or some other model. (27 %)
<u>5</u>	<u>0</u>	j. Not answered.

11. If you checked answer i. (hybrid model) in the preceding question, which of the following elements are part of your program? (*Please mark all that apply.*)

<u>2001</u>	<u>2002</u>	
<u>3</u>	<u>6</u>	a. Tenure-track teachers hired specifically to teach legal writing. (15 %)
<u>8</u>	<u>8</u>	b. Tenure-track teachers hired to teach legal writing and other courses. (20 %)
<u>2</u>	<u>2</u>	c. Tenure-track teachers who teach legal writing as part of their first-year doctrinal courses. (5 %)
<u>4</u>	<u>2</u>	d. Many tenured or tenure-track teachers teaching legal writing to small groups of students where the teacher has no other responsibilities with respect to legal writing and where the teacher's primary responsibilities lie with teaching other courses. (5 %)
<u>24</u>	<u>25</u>	e. Full-time nontenure-track teachers with long-term contracts or short-term contracts. (61 %)
<u>21</u>	<u>28</u>	f. Adjuncts. (68 %)
<u>3</u>	<u>5</u>	g. Graduate students. (12 %)
<u>10</u>	<u>14</u>	h. Students (<i>only if these upper-level students provide a substantial portion of individualized feedback on papers or have a substantial responsibility for classroom teaching</i>). (34 %)

IV. CURRICULUM

Note: To allow us to collect and report comparable data, respondents were asked to report all credit hours in semester hours and report all grades on a scale based on 4.0 equals an A.

12. How many credit hours are awarded each semester of the required program?
Responses of 0 were excluded from the averages.

	First Year		Second Year		Third Year	
	Fall	Spring	Fall	Spring	Fall	Spring
2002 (average)	2.22	2.14	2.12	2.33	2.29	3.0
(min)	1	1	1	1	2	3
(max)	4	4	4	4	3	3
# of responses	145	148	34	15	7	3
2001 (average)	2.38	2.06	2.10	2.00	2.40	2.67

13. When is the first required advocacy course taught (typically an introductory appellate advocacy course taught in the spring of the first year), and how many credits are awarded for it? *(Please indicate the semester in which it is taught by writing the number of credit hours in the appropriate space. If necessary, estimate the number of credit hours.)*

	First Year		Second Year		Third Year	
	Fall	Spring	Fall	Spring	Fall	Spring
2002 (average)	1.50	2.03	2.17	2.0	0	0
(min)	1	1	1	1	0	0
(max)	2	4	3	3	0	0
# of responses	4	114	18	6	0	0
2001 (average)	2.14	1.95	2.00	2.31	2.14	0

14. Does the number of credit hours awarded for the required program each semester equal the number of hours of in-class teaching each week?

2001 **2002**

- 108 111 a. Yes.
- 19 20 b. No, we teach **(average 1.18)** (min .5; max 2.5) more classroom hours each week, on average.
2001 Survey: (average 1) (min .5; max 1)
- 4 15 c. No, we teach **(average .93)** (min .2; max 2) fewer classroom hours each week, on average.
2001 Survey: (average 1) (min 1; max 1)

15. How is your required course graded?

2001 **2002**

<u>111</u>	<u>125</u>	a.	Grades that are <u>included</u> in the students' GPA.
<u>3</u>	<u>2</u>	b.	Grades that are <u>not included</u> in the students' GPA.
<u>11</u>	<u>12</u>	c.	Honors, pass, fail (or some equivalent).
<u>7</u>	<u>6</u>	d.	Purely pass/fail.
<u>5</u>	<u>4</u>	e.	Other method.
<u>5</u>	<u>5</u>	f.	Not answered.

16. Is the required program graded the same way as other first-year courses, on a special curve, or with a required mean and distribution? (Note: Please convert your mean grade to a 4.0 scale.)

2001 **2002**

<u>56</u>	<u>87</u>	a.	Yes, it's graded the <u>same way</u> as all first-year courses. *(average) 2.71 (min 2.0; max 3.6)
<u>28</u>	<u>25</u>	b.	Yes, it's graded on a <u>curve or mean specifically for LRW</u> . *(average) 2.86 (min 2.4; max 3.3)
<u>6</u>	<u>3</u>	c.	Yes, it's graded on <u>some other</u> curve or mean. (average) 2.9 (min 2.8; max 3.0)
<u>46</u>	<u>31</u>	d.	No.

***Note: Averages not available for previous years. Current averages only include those results reported on a 4.0 scale. 2002 average does not include two responses of 3.5 or higher.**

17. Are the major writing assignments in the required program graded anonymously?

(Note: A major writing assignment is one in which the final product is equal to or greater than 5 pages.)

2001 **2002**

<u>48</u>	<u>55</u>	a.	Yes, <u>all</u> major writing assignments.
<u>9</u>	<u>12</u>	b.	Yes, over approximately 75% of major assignments.
<u>9</u>	<u>8</u>	c.	Yes, over approximately 50% of major assignments.
<u>6</u>	<u>4</u>	d.	Yes, over approximately 25% of major assignments.
<u>63</u>	<u>70</u>	e.	No.

18. How do you teach legal research in your program (choose a. or b.), and who teaches legal research (choose c. through g.)?

2001 **2002**

<u>101</u>	<u>117</u>	a.	Integrated with writing.
<u>32</u>	<u>39</u>	b.	Taught separately from writing.
<u>67</u>	<u>65</u>	c.	Taught by LRW Faculty.
<u>55</u>	<u>40</u>	d.	Taught by Librarians.
<u>*</u>	<u>37</u>	e.	Taught by both LRW faculty and Librarians
<u>*</u>	<u>20</u>	f.	Taught by Teaching Assistants or other students
<u>23</u>	<u>14</u>	g.	Other.

** This answer was not an option on the 2001 survey.*

19. What research assignments are covered in the required LRW program?
(Please choose the appropriate instructional model for programs with research instruction integrated or taught separately.) (Please mark all that apply.)

2002 Data:

A program with research instruction integrated w/ writing.	A program with research instruction taught separately.	
85 2000: 78	33 2000: 28	a. Research exercises unrelated to writing assignments
14 2000: 38	5 2000: 17	b. All closed universe research for writing assignments
28 2000: 43	7 2000: 9	c. All open library research for writing assignments
97 2000: 78	20 2000: 24	d. Combination of closed and open universe research
53 2000: 36	21 2000: 15	e. Legislative histories
60 2000: 45	20 2000: 14	f. Administrative law research
74 2000: 60	21 2000: 13	g. Limited Westlaw/Lexis training in the first semester
23 2000: 20	7 2000: 5	h. Unlimited Westlaw/Lexis training in the first semester
88 2000: 82	25 2000: 21	i. Unlimited Westlaw/Lexis training in the second semester
13 2000: 17	5 2000: 5	j. Other

NOTE: Because of a technical problem with the construction of the 2001 Survey, there are no reliable results for 2001. Data from 2000 survey is included for comparison.

20. What writing assignments are assigned (choose a. through i.) and what speaking skills are taught (choose j. through o.) in the required LRW program? *(Please mark all that apply.)*

<u>2000</u>	<u>2002</u>	
<u>134</u>	<u>150</u>	a. Office memoranda.
<u>67</u>	<u>70</u>	b. Client letters.
<u>60</u>	<u>76</u>	c. Pretrial briefs.
<u>32</u>	<u>35</u>	d. Trial briefs.
<u>104</u>	<u>126</u>	e. Appellate briefs.
<u>3</u>	<u>3</u>	f. Law review articles.
<u>28</u>	<u>38</u>	g. Drafting documents.

<u>6</u>	<u>8</u>	h.	Drafting legislation.
<u>21</u>	<u>29</u>	i.	Other writing assignment.
<u>39</u>	<u>52</u>	j.	Pretrial motion argument.
<u>15</u>	<u>17</u>	k.	Trial motion argument..
<u>101</u>	<u>115</u>	l.	Appellate brief argument
<u>34</u>	<u>43</u>	m.	In-class presentation.
<u>16</u>	<u>31</u>	n.	Oral report to senior partner.
<u>9</u>	<u>14</u>	o.	Other oral skill.

NOTE: Because of a technical problem with the construction of the 2001 Survey, there are no reliable results for 2001. Data from 2000 survey is included for comparison.

21. What percentage of time is spent in the following teaching activities?
(Please mark all that apply.)

Responses of 0 were excluded from the averages. Pie chart percentages converted to base 100.

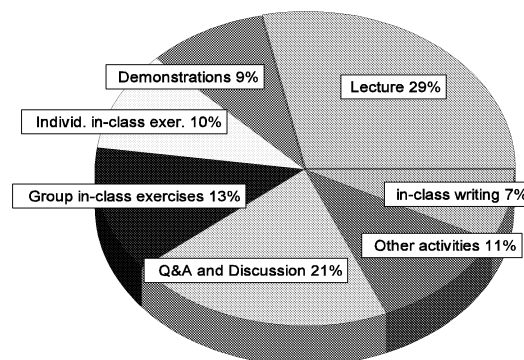
2002*

<u>139</u>	a.	Lecture. (average 35.76 %) (min 5 %; max 90 %)
<u>107</u>	b.	Demonstrations. (average 11.36 %) (min 1 %; max 33 %)
<u>106</u>	c.	Individual in-class exercises. (average 12.70 %) (min 2 %; max 54 %)
<u>131</u>	d.	Group in-class exercises. (average 16.39 %) (min 2.5 %; max 50 %)
<u>83</u>	e.	In-class writing. (average 9.13 %) (min 1 %; max 25 %)
<u>136</u>	f.	Questions and answers and class discussion. (average 25.68 %) (min 2 %; max 80 %)
<u>24**</u>	g.	Other activities. (average 14.05 %) (min 1 %; max 30 %)

*This question was not asked in the 2001 survey.

**Response of 100% was not included in the average.

Teaching Activities



22. Are any legal writing assignments coordinated collaboratively by the LRW faculty and doctrinal faculty with reading or writing assignments in other first-year courses?

2001 2002

<u>2</u>	<u>7</u>	a.	Yes. The topics are coordinated and taught.
<u>33</u>	<u>41</u>	b.	Somewhat. The topics of the assignments are coordinated but not the teaching.
<u>102</u>	<u>102</u>	c.	No.

23. Do you require rewrites of major writing assignments in the required program, and if so, are the rewrites graded?

(Note: A major writing assignment is one in which the final product is equal to or greater than 5 pages.)

2001 **2002**

<u>46</u>	<u>40</u>	a.	Yes, <u>all</u> major assignments require at least one rewrite.
<u>61</u>	<u>83</u>	b.	Yes, but <u>not all</u> , approximately (average) 49.83% (min 0.5%; max 90%) of major assignments require rewrites.
			<i>2001 Survey: (average) 51% (min 22%; max 85%)</i>
<u>28</u>	<u>24</u>	c.	No.
*	<u>55</u>	d.	All drafts and rewrites are graded.
*	<u>19</u>	e.	Only final versions are graded (after which rewrites are required).
*	<u>34</u>	f.	Only rewrites are graded.

**This answer was not an option on the 2001 survey. The following question, which was not included in the 2002 survey, was asked in 2001: "For writing assignments with more than one required draft, are drafts other than the final draft graded?" Responses were 56 "Yes," 64 "No," and 22 "Not applicable."*

24. For those major writing assignments on which LRW faculty comment, what is the extent of the comments? (Please mark all that apply. This applies to comments written in pen or pencil on paper, or to feedback provided in similar fashion via computer.)

2001 **2002**

<u>133</u>	<u>149</u>	a.	Comments written on the paper itself and in margins.
<u>91</u>	<u>108</u>	b.	General feedback memo addressed to all students.
<u>72</u>	<u>84</u>	c.	Feedback memo written specifically for the individual student.
<u>108</u>	<u>123</u>	d.	Short comments written at the end of the paper.
<u>114</u>	<u>124</u>	e.	Comments in person during conference.
<u>81</u>	<u>82</u>	f.	Grading grids or score sheets.
*	<u>20**</u>	g.	Other.

**This answer was not an option on the 2001 survey.*

***Examples of "other" answers: oral feedback; general feedback in class; audio comments; peer review; checklists.*

25. What percentage of major writing assignments in the required course are graded?
(Note: A major writing assignment is one in which the final product is equal to or greater than 5 pages. Graded assignments do not include those evaluated with a check, check +, check - or similar method.)

2001 **2002**

<u>9</u>	<u>12</u>	a.	0-25%.
<u>12</u>	<u>9</u>	b.	26-50%.
<u>17</u>	<u>21</u>	c.	51-75%.
<u>96</u>	<u>106</u>	d.	76-100%.

26. What aspects of your required program are consistent among the sections?

2002*

Uniform	Generally Consistent	Varies among sections	
91	50	9	a. Syllabus coverage
120	26	4	b. Number of major assignments
93	45	11	c. Due dates & length of most assignments
56	54	38	d. Number of minor assignments
101	23	25	e. Required textbook
137	11	2	f. Citation text (ALWD, Bluebook)
24	50	73	g. Content of class lectures/exercises
55	88	5	h. Grading

**This question was not asked on the 2001 survey.*

27. Which citation method do you plan to teach for the 2002-03 academic year?
(Please note: This is the only question relating to the upcoming academic year instead of the 2001-02 academic year.)

2001 **2002**

<u>66</u>	<u>59</u>	a.	ALWD Citation Manual only.
<u>52</u>	<u>60</u>	b.	Bluebook only.
<u>14</u>	<u>13</u>	c.	Both ALWD Citation Manual and Bluebook.
<u>3</u>	<u>5</u>	d.	Either ALWD Citation Manual or Bluebook, at each teacher's option.
<u>*</u>	<u>10**</u>	e.	Other.

****Responses of "Other" in the 2001 survey all provided the information included in new answer "d" and have thus been tabulated there.***

*****In the 2002 survey most "other" responses were "undecided."***

28. Which of these services does your law school provide for first-year students? *(Please mark as many as apply.)*

2001 **2002**

<u>10</u>	<u>9</u>	a.	Writing Specialist, full-time.
<u>33</u>	<u>27</u>	b.	Writing Specialist, part-time.
<u>29</u>	<u>34</u>	c.	Tutorial.
<u>86</u>	<u>81</u>	d.	Student teaching assistants helping students.
<u>103</u>	<u>110</u>	e.	Academic support program.

0 12* f. Other.

*Examples of "other" answers: study skills workshops; summer introductory program; student-staffed writing center; mentors/tutors.

29. If your law school employs a writing specialist, what is that person's status, training, salary, and gender?

		WRITING SPECIALIST #1	WRITING SPECIALIST #2
STATUS	a. Full-time (2000:10, 2)	2002: Because of a design problem with the survey, answers did not fall within specific categories. Answers provided were 2 tenured; 9 part-time; 2 associate director; 4 adjunct; 2 associate prof.; 7 contract; 1 instructor	2002: Because of a design problem with the survey, answers did not fall within specific categories. Answers provided were 2 part-time; 1 doctoral candidate; 1 semester contract; 1 graduate assistant
	b. Part-time (2000: 26, 4)		
	c. Tenured (2000: 4, 0)		
	d. Long-term contract (2000: 4, 1)		
	e. Short-term contract (2000: 20, 4)		
TRAINING	f. J.D.	12 2000: 16	2 2000: 2
	g. Ph.D. in English	9 2000: 14	0 2000: 1
	h. Other relevant advanced degree	12 2000: 14	2 2000: 4
	i. Other	3 2000: 0	1 2000: 0
Gender	j. Female	28 2000: 31	4 2000: 5
	k. Male	9 2000: 5	2 2000: 0
	j. Salary* <i>*Note: 2002 salary figures are suspect because many responses did not specify if amount was per semester or per year.</i>	Full-time: (average) \$ 43,750 (min \$10,000 ; max \$60,000) Part-time: (average) \$8,278 (min \$3000 ; max \$30,000) 2000: Full-time: (average) \$48,917 (min \$7,500 ; max \$75,000) Part-time: (average) \$12,444 (min \$2,215 ; max \$36,000)	Only one response given: \$2,500/term 2000: Full-time: (average) \$44,000 (min \$44,000 ; max \$44,000) Part-time: (average) \$6,000 (min \$4,000 ; max \$4,000)

NOTE: Because of a technical problem with the construction of the 2001 Survey, there are no reliable results for 2001. Data from 2000 survey is included for comparison.

30. If your law school employs a writing specialist, what responsibilities does that person have and approximately what percentage of time is allocated to each responsibility? (Please mark as many as apply.)

2000 2002

- | | | | |
|-----------|-----------|----|---|
| <u>34</u> | <u>32</u> | a. | Holding student conferences (average) 70.89 % (min 5 %; max 100 %)
2000 Survey: <i>(average) 73% (min 10%; max 100%)</i> |
| <u>26</u> | <u>5</u> | b. | Training LRW faculty (average)* 7.5 % (min 5 %; max 10 %)
2000 Survey: <i>(average) 3% (min 0%; max 20%)</i> |
| <u>32</u> | <u>25</u> | c. | Providing workshops (average) 24.5 % (min 1 %; max 100 %)
2000 Survey: <i>(average) 19% (min 0%; max 100%)</i> |
| <u>25</u> | <u>5</u> | d. | Training law review and advanced moot court students (average)* 6.5% (min 3 %; max 10 %)
2000 Survey: <i>(average) 1% (min 0%; max 10%)</i> |
| <u>25</u> | <u>6</u> | e. | Teaching upper-level writing courses (average) 37 % (min 10 %; max 80 %)
2000 Survey: <i>(average) 8% (min 0%; max 65%)</i> |
| <u>27</u> | <u>5</u> | f. | Reviewing upper-level seminar papers (average)** 21.33 % (min 4 %; max 50%)
2000 Survey: <i>(average) 5% (min 0%; max 50%)</i> |
| <u>24</u> | <u>5</u> | g. | Publishing scholarly articles and books (average)** 13.33 % (min 10 %; max 20%)
2000 Survey: <i>(average) 4% (min 0%; max 25%)</i> |

*Average is based on only two responses.

**Average is based on only three responses.

NOTE: Because of a technical problem with the construction of the 2001 Survey, there are no reliable results for 2001. Data from 2000 survey is included for comparison.

31. Do you have a formal writing center in your law school for your program? (Please mark all that apply.)

2001 2002

- | | | | |
|-----------|-----------|----|--|
| <u>19</u> | <u>19</u> | a. | Yes, established (average) 7.08 (min 1.5; max 17) years ago.
2001 Survey: <i>(average) 6.53 (min 2; max 12)</i> |
| <u>8</u> | <u>6</u> | b. | Yes, staffed by (average) 1.83 (min 1; max 3) professionals .
2001 Survey: <i>(average) 3.63 (min 1; max 6)</i> |
| <u>10</u> | <u>6</u> | c. | Yes, staffed by (average) 7.67 (min 2; max 15) teaching assistants.
2001 Survey: <i>(average) 2.5 (min 1; max 4)</i> |
| <u>7*</u> | <u>8</u> | d. | Other |
| <u>42</u> | <u>54</u> | e. | No, but the university writing center is available to law students. |
| <u>66</u> | <u>61</u> | f. | No. |

*The 2001 option for this answer read "Alternative to formal writing center."

V. UPPER-LEVEL WRITING COURSES

32. Does your law school offer elective legal writing courses?
(Elective means courses that are not part of the required sequence that all entering law students must take, such as legal research, legal writing, appellate advocacy/moot court.)

2001 **2002**

<u>16</u>	<u>19</u>	a.	No, no elective courses are offered.
<u>42</u>	<u>42</u>	b.	Yes, elective courses taught by non-writing faculty.
<u>20</u>	<u>18</u>	c.	Yes, elective courses taught by legal writing faculty (including the director and LRW adjuncts).
<u>51</u>	<u>59</u>	d.	Yes, elective courses taught by either non-writing and by legal writing faculty.
<u>8</u>	<u>12</u>	e.	Other.

33. Must students satisfy an upper-level writing requirement, beyond the required program, for graduation? *(Please mark all courses that are required or count toward the requirement.)*

2002

<u>16</u>	No.
<u>126</u>	Yes.

	REQUIRED	NOT REQUIRED BUT COUNT TOWARD REQUIREMENT	<u>2002</u> TOTAL	<u>2001</u> TOTAL
a. Advanced legal writing - general writing skills	9	19	28	30
b. Advanced legal writing - survey course	4	13	17	11
c. Drafting, general	6	17	23	24
d. Drafting, litigation	3	19	22	24
e. Drafting, legislation	1	10	11	16
f. Drafting, transactional	2	15	17	26
g. Advanced advocacy (excluding student-run moot court programs)	8	29	37	37
h. Scholarly writing	55	46	101	87
i. Judicial opinion writing	2	4	6	11
j. Advanced research	7	17	24	26
k. Other	26	22	48	33
Total Responding	123	211	334	328

34. Does your law school train students who are required to produce scholarly writing/seminar papers? (Please mark all that apply.)

2000 2002

<u>38</u>	<u>53</u>	a.	No, not at all or seldom.
<u>84</u>	<u>84</u>	b.	The faculty or most faculty do so within the courses for which the paper is written.
<u>6</u>	<u>7</u>	c.	Yes, in writing workshops that are not law school courses.
<u>2</u>	<u>7</u>	d.	Yes, in a separate course taught by non-writing faculty.
<u>1</u>	<u>6</u>	e.	Yes, in a separate course taught by LRW faculty or director.
<u>7</u>	<u>10</u>	f.	Other.

NOTE: Because of a technical problem with the construction of the 2001 Survey, there are no reliable results for 2001. Data from 2000 survey is included for comparison.

35. What courses are taught in the elective writing curriculum and who teaches those courses? (Please mark all that apply.)

2001	2002 Results	LRW Director	LRW Full-time Faculty	LRW Adjuncts	Non-LRW Full-time Faculty	Non-LRW Adjuncts	Libr.	Other	TOTAL*
<u>73</u>	a. Advanced legal writing - general writing skills	16	17	3	17	8	0	2	63
<u>28</u>	b. Advanced legal writing - survey course	10	6	2	3	4	0	2	27
<u>64</u>	c. Drafting, general	12	14	10	18	22	0	0	76
<u>78**</u>	d. Drafting, litigation	4	7	7	26	30	0	0	74
<u>42**</u>	e. Drafting, legislation	1	1	4	18	13	1	0	38
<u>68**</u>	f. Drafting, transactional	6	8	6	29	26	0	0	75
<u>123**</u>	g. Advanced advocacy (excluding student-run moot court programs)	8	21	13	34	47	2	2	127
<u>71**</u>	h. Scholarly writing	10	11	4	49	5	0	3	82
<u>22**</u>	i. Judicial opinion writing	0	0	3	5	3	0	2	13
<u>95**</u>	j. Advanced research	1	8	2	10	2	67	2	102
<u>21**</u>	k. Other	2	3	0	13	3	0	0	21

* NOTE: These totals do not represent number of schools responding because each school could check more than one instructor type for each course.

**NOTE: Because of a technical problem with the construction of the Survey, there are no reliable

results for 35.d. through I. for 2001. Data from 2000 survey is included for comparison.

36. Approximately how many students enroll each year in the following upper-level writing courses?

	# OF STUDENTS WHO ENROLL	CHECK IF THERE IS GREATER DEMAND THAN AVAILABILITY.		# of responses 2002
		2001	2002	
a. Advanced legal writing - general writing skills	(average) 23.0 (min 5; max 80)**	45	23	38
b. Advanced legal writing - survey course	(average) 20.47 (min 10; max 210)**	14	9	18
c. Drafting, general	(average) 29.74 **** (min 10; max 450)	34	21	42
d. Drafting, litigation	(average) 40 (min 10; max 150)	36	13	37
e. Drafting, legislation	(average) 19.94 (min 10; max 80)	23	3	18
f. Drafting, transactional	(average) 25.40***** (min 10; max 150)	21*	13	34
g. Advanced advocacy (excluding student-run moot court programs)	(average) 43.45 (min 4; max 200)	25*	19	75
h. Scholarly writing	(average) 108.92 (min 6; max 300)*****	11*	5	39
i. Judicial opinion writing	(average) 22 (min 15; max 40)	6*	3	4
j. Advanced research	(average) 40.33 (min 5; max 450)*****	25*	22	58
k. Other	(average) 15.8 (min 10; max 300)*****	✘	2	8

***NOTE: Because of a technical problem with the construction of the Survey, there are no reliable results for 36.f. through j. for 2001.**

****An answer of "450" were excluded from the average and high value.**

*****Two answers above 100 were excluded from the average.**

******Three answers above 200 were excluded from the average.**

*******Average not including three answers of 100 or greater was 25.20.**

*******Answer of "650" was excluded from the average and high value.**

*******Answer of "450" was excluded from the average.**

*******Answers of 100 and 300 were excluded from the average.**

37. Do any upper-level doctrinal courses taught by full-time faculty include a writing assignment? (Please note: Doctrinal course means a course other than clinics, seminars, or advanced writing courses. Writing assignment means an assignment other than a written traditional examination – either in-class and take-home.)

2001 **2002**

- | | | | |
|------------|-------------|----|--|
| <u>3</u> | <u>3</u> | a. | Yes, all doctrinal courses include a writing component. |
| <u>121</u> | <u>130*</u> | b. | Yes, some doctrinal courses include a writing component. Approximately (average) 24.62% (min 4%; max 90%) of the courses include a writing component.
<i>2001 Survey: (average) 23.65% (min 5%; max 75%)</i> |
| <u>7</u> | <u>11</u> | c. | No, no doctrinal courses include a writing component.
<i>*The average was computed from 101 answers; 8 answered with some version of "I don't know," and 21 answers included no numerical value.</i> |

38. If you answered (a) or (b) in the prior question, what types of assignments do the doctrinal courses include? (Please mark all that apply.)

2001 **2002**

- | | | | |
|------------|------------|----|---------------------------|
| <u>52*</u> | <u>62</u> | a. | Drafting – general. |
| <u>58*</u> | <u>62</u> | b. | Drafting – litigation. |
| <u>38*</u> | <u>48</u> | c. | Drafting – legislation. |
| <u>66*</u> | <u>70</u> | d. | Drafting – transactional. |
| <u>34*</u> | <u>37</u> | e. | Advanced advocacy. |
| <u>74*</u> | <u>83</u> | f. | Memoranda or essays. |
| <u>31*</u> | <u>28</u> | g. | Client/Opinion Letters. |
| <u>21*</u> | <u>21</u> | h. | Judicial opinions. |
| <u>89*</u> | <u>105</u> | i. | Scholarly papers. |
| <u>15*</u> | <u>18</u> | k. | Other. |
- *Note: The 2001 responses are about double those in 2000. Although we rechecked the data, caution was advised. However, given the 2002 data, the 2001 data appear valid.*

39. How much written feedback do students generally receive on assignments in doctrinal courses?

2001 **2002**

- | | | | |
|-----------|-----------|----|--|
| <u>0</u> | <u>1</u> | a. | <u>More</u> feedback than in the required writing program. |
| <u>2</u> | <u>1</u> | b. | <u>About the same</u> amount of feedback as in the required writing program. |
| <u>54</u> | <u>67</u> | c. | <u>Somewhat less</u> feedback than in the required writing program. |
| <u>75</u> | <u>78</u> | d. | Don't know. |

VI. TECHNOLOGY

40. Does the law school provide legal writing faculty with technological resources such as Westlaw, LEXIS, access to the Internet, and word processing?

2001 **2002**

- | | | | |
|------------|------------|----|------|
| <u>136</u> | <u>149</u> | a. | Yes. |
| <u>1</u> | <u>2</u> | b. | No. |

41. If the law school does provide legal writing faculty with computer technology, how do the resources compare with those of other faculty?

2001 **2002**

- | | | |
|------------|------------|---|
| <u>8</u> | <u>7</u> | a. The resources are <u>better</u> than those of other faculty. |
| <u>120</u> | <u>136</u> | b. The resources are <u>comparable</u> to those of other faculty. |
| <u>9</u> | <u>6</u> | c. The resources are <u>less</u> than those of other faculty. |

42. Does the LRW program have a Web page?

2001 **2002**

- | | | |
|------------|--------------|--|
| <u>59*</u> | <u>33</u> | a. Yes, the LRW program has a web page. |
| <u>**</u> | <u>31***</u> | b. Yes, at least one member of the LRW Faculty has a web page. |
| <u>94</u> | <u>77</u> | c. No web pages. |

**This result is a combination of "Yes" and specific URL answers from the 2001 survey.*

***This question was not explicitly asked in the 2001 survey.*

****This result is the number of responses in the space provided to enter webpage URLs.*

43. Which of the following technologies do you and your LRW faculty use in your program, and how effective is each technology, rated on a scale of 1 to 5, with 1 being not effective and 5 being very effective:

Answers of "0" were not included in averages.

2002	ALL	MOST	SOME	NEVER	RATING 1 to 5
a. E-mail listserv for students	64 2001: 54	22 2001: 22	36 2001: 36	19 2001: 13	(average) 4.13 (min 1; max 5) <i>2001 Survey: (average) 3.47 (min 1; max 5)</i>
b. Smart classroom	15 2001: 13	9 2001: 9	44 2001: 37	46 2001: 43	(average) 3.82 (min 1; max 5) <i>2001 Survey: (average) 2.35 (min 1; max 5)</i>
c. On-line edits	2 2001: 1	4 2001: 0	42 2001: 33	68 2001: 61	(average) 3.21 (min 1; max 5) <i>2001 Survey: (average) 1.82 (min 1; max 5)</i>
d. Course web page	30 2001: 27	7 2001: 6	34 2001: 27	48 2001: 49	(average) 3.68 (min 1; max 5) <i>2001 Survey: (average) 2.14 (min 1; max 5)</i>
e. TWEN, blackboard, etc.	16 2001: 18	4 2001: 8	23 2001: 24	76 2001: 53	(average) 3.33 (min 1; max 5) <i>2001 Survey: (average) 3.0 (min 1; max 5)</i>

VII. DIRECTORS

(If your program does not have a director, please answer Question #44 and skip to Question #65.)

44. Does your program have a director *(a person with direct responsibility for the design, implementation, and supervision of your law school's writing program)?*

2001	2002	
<u>120</u>	<u>130</u>	a. Yes.
<u>17</u>	<u>20</u>	b. No.
<u>3</u>	<u>3</u>	c. No answer.

45. If your program has a director, which of these choices best describes the director? Please try to choose one of the descriptions below.

2001	2002	
<u>22</u>	<u>21</u>	a. A tenured faculty member whose primary responsibility is directing the legal writing program.
<u>16</u>	<u>18</u>	b. An untenured faculty member on a tenure track whose primary responsibility is directing the legal writing program.
<u>47</u>	<u>55</u>	c. A faculty member not on a tenure track whose primary responsibility is directing the legal writing program.
<u>9</u>	<u>7</u>	d. A faculty member or administrator whose primary responsibility is not the first-year legal writing program.
<u>4</u>	<u>3</u>	e. An administrator whose primary responsibility is directing the legal writing program.
<u>9</u>	<u>8</u>	f. A faculty member with clinical tenure or on clinical tenure track.
<u>15</u>	<u>17</u>	g. Other.

46. Does your program have an associate or assistant director?

2001	2002	
<u>18</u>	<u>19</u>	a. Yes. Annual salary of (average) \$54,176 (min \$20,000; max \$90,000) <i>2001 Survey: (average) \$37,753* (min \$20,000; max \$47,260)</i>
<u>98</u>	<u>99</u>	b. No. <i>*Note: Average is based on only 3 responses.</i>

47. If the director is not tenured or tenure track, how long is the term of the director's contract?

2000	2002	
<u>27*</u>	<u>19</u>	a. Number of years: 1 year
<u>1*</u>	<u>4</u>	2 years
<u>16*</u>	<u>12</u>	3 years
<u>20*</u>	<u>15</u>	> 3 years
<u>7</u>	<u>7</u>	b. The contractual terms have never been specifically set out.
<u>22</u>	<u>25</u>	c. Not applicable or unknown.

***NOTE: Because of a technical problem with the construction of the Survey, there are no reliable results for 2001. Data from 2000 is provided for comparison.**

48. What faculty title does the director have in official law school materials (publications, catalogues, signs, etc.)? (Please mark all that apply.)

2001 **2002**

63	62
12	10
3	1
16	14
9	9
5	8
65	57
5	4
5	14

- a. Professor, associate professor, or assistant professor.
- b. Professor, associate professor, or assistant professor of legal writing.
- c. Visiting professor or visiting professor of legal writing.
- d. Clinical professor, clinical associate professor, or clinical assistant professor.
- e. Lecturer or senior lecturer.
- f. Instructor.
- g. Director
- h. Assistant or Associate Dean.
- i. Other.

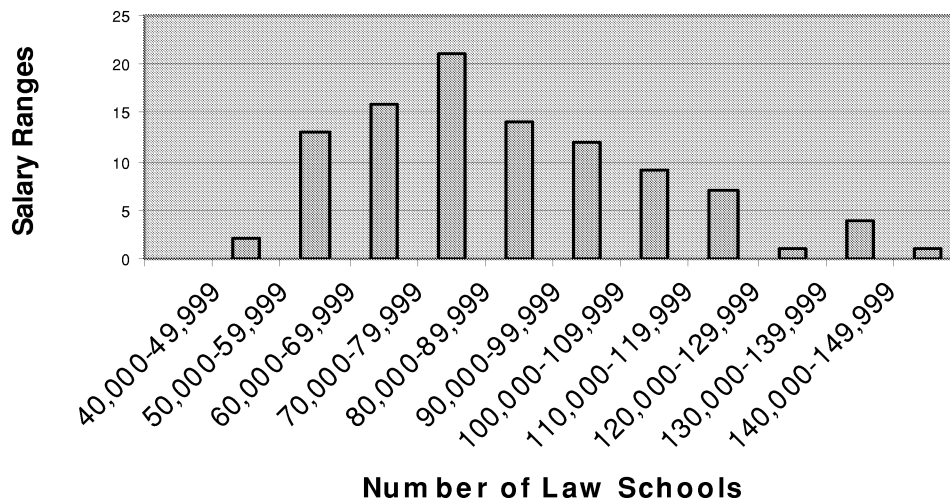
49. What is the current annual base salary of the director? (Base salary is the salary for the current academic year, including any additional stipend for the administrative workload but excluding payments for other work such as summer teaching, academic support, moot court coaching.)

2001 **2002**

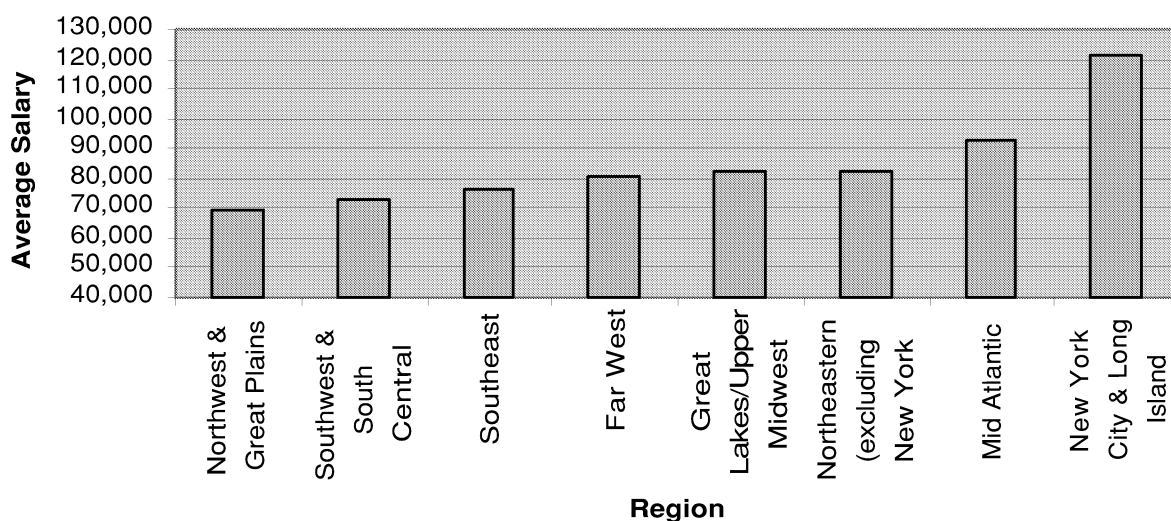
42	44
51	58
8	9

- a. If the salary is based on a 12-month period (*Note: Salary for a 12-month calendar contract period, not for a 12-month payment period.*):
(average \$85,389 (min \$52,500; max \$130,000))
2001 Survey: (average) \$81,636 (min \$54,118; max \$130,000)
- b. If the salary is based on a 9- or 10-month period:
(average) \$79,563 (min \$46,000; max \$141,000)
2001 Survey: (average) \$77,210 (min \$45,000; max \$136,100)
2002 Survey Combined 12-month & <12 month salaries: (average) \$82,010 (min \$46,000; max \$141,000)
2001 Survey Combined 12 months & <12 months salaries: (average) \$79,209 (min \$45,100; max \$136,100)
- c. N/A.

Director Salary Range



Director Salary By Region



Director Salary by Region

Geography	2002			2001
	Average	Minimum	Maximum	Average
New York City & Long Island	\$121,167	\$92,500	\$141,000	\$105,500
Mid Atlantic	\$92,427	\$63,000	\$135,600	\$86,735
Northeastern (excluding New York City and Long Island)	\$82,236	\$52,000	\$119,000	\$87,583
Great Lakes/Upper Midwest	\$82,190	\$46,680	\$130,000	\$72,850
Far West	\$80,924	\$46,000	\$110,000	\$78,693
Southeast	\$76,218	\$52,500	\$115,000	\$79,708
Southwest & South Central	\$73,205	\$50,000	\$106,000	\$72,271
Northwest & Great Plains	\$69,100	\$50,000	\$100,000	\$68,900

Question 6 by Question 49

Director Salary by Geographical Setting

2002				2001
Geography	Average	Minimum	Maximum	Average
Urban	\$82,168	\$46,000	\$141,000	\$80,970
Suburban	\$87,324	\$46,680	\$135,600	\$76,688
Rural	\$70,471	\$52,500	\$85,500	\$72,750

Question 7 by Question 49

Director Salary by Institution Type

2002				2001
Institution Type	Average	Minimum	Maximum	Average
Public	\$78,379	\$46,680	\$135,600	not available
Private	\$84,605	\$46,000	\$141,000	not available

Question 8 by Question 49

Director Salary by School Size

2002				2001
Size of School	Average	Minimum	Maximum	Average
<100 Students	53,575	50,000	57,300	61,000
101 to 150 Students	82,557	50,000	115,000	74,077
151 to 200 Students	85,848	52,500	135,600	80,573
201-250 Students	75,414	46,680	110,000	75,039
251-300 Students	77,429	46,000	106,000	79,472
>300 Students	92,958	55,500	141,000	89,773

Question 9 by Question 49

Director Salary by Years Since J.D.

2002					2001
# of Responses	Range of Time	Average	Minimum	Maximum	Average
0	0-5 yrs	\$0	\$0	\$0	\$70,000
15	6-10 yrs	\$73,376	\$52,500	\$100,000	\$73,178
42	11-15 yrs	\$71,541	\$46,000	\$105,000	\$75,330
35	16-20 yrs	\$80,841	\$54,000	\$119,500	\$76,633
31	21-25 yrs	\$99,955	\$50,000	\$141,000	\$87,018
20	26+ yrs	\$91,644	\$55,000	\$130,000	\$99,500

Question 3 by 49

Director Salary by Number of Years Law School Teaching

2002				
# of Responses	Range of Time	Average	Minimum	Maximum
27	0-5 yrs	\$70,706	\$46,000	\$97,000
38	6-10 yrs	\$77,825	\$46,680	\$119,000
38	11-15 yrs	\$81,873	\$55,500	\$119,500
24	16-20 yrs	\$96,035	\$50,000	\$141,000
8	21-25 yrs	\$105,200	\$80,000	\$130,000
2	26+ yrs	\$0*	\$0*	\$0*

*NOTE: Although 2 respondents fell within this range, neither provided a value for salary.

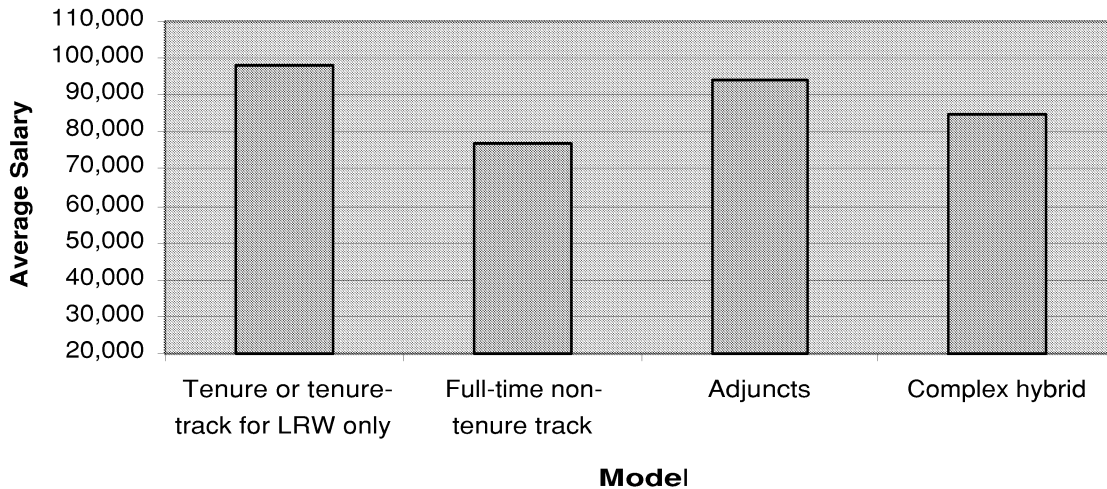
Question 4 by Question 49

Director Salary by Staffing Model

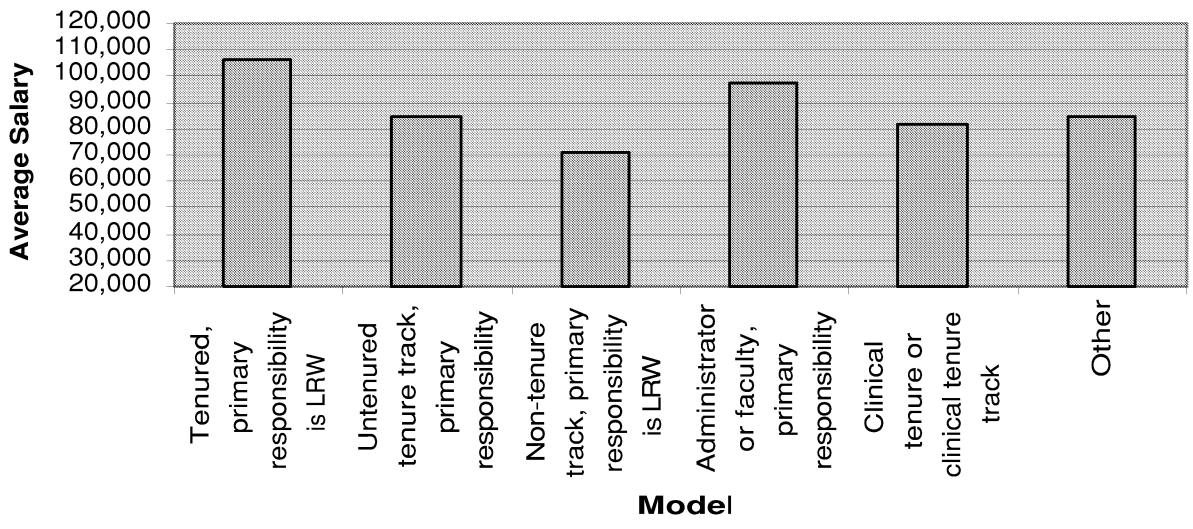
Model	2002			2001
	Average	Minimum	Maximum	Average
Tenure or tenure-track for LRW only	\$98,333	\$50,000	\$130,000	\$122,500
Full-time non-tenure track	\$76,744	\$46,680	\$130,000	\$73,394
Adjuncts	\$93,789	\$55,000	\$141,000	\$83,996
Complex hybrid	\$84,733	\$46,000	\$135,600	\$81,506

Question 10 by Question 49

Director Salary by Staffing Model



Director Salary by Director Type



Director Salary by Director Type

Model	2002			2001
	Average	Minimum	Maximum	Average
Tenured, primary responsibility is LRW	106,506	50,000	141,000	102,138
Untenured tenure track, primary responsibility is LRW	84,690	69,000	108,000	75,883
Non-tenure track, primary responsibility is LRW	70,541	46,000	110,000	69,436
Administrator or faculty, primary responsibility not LRW	97,167	72,000	119,500	92,200
Administrator, primary responsibility is LRW	0*	0*	0*	62,667
Clinical tenure or clinical tenure track	81,894	55,000	130,000	78,690
Other	84,700	54,000	120,000	77,386

*NOTE: Although 3 respondents fell within this range, neither provided a value for salary.

Question 45 by Question 49

50. What personnel benefits does the director receive?

2001 **2002**

<u>105</u>	<u>116</u>	a.	The same benefits as tenure-track faculty.
<u>13</u>	<u>10</u>	b.	The same benefits as non-tenure-track faculty. <i>If the answer is not a or b, please mark all of the benefits below that apply.</i>
<u>13</u>	<u>8</u>	c.	Health insurance and related benefits.
<u>0</u>	<u>8</u>	d.	Life insurance.
<u>11</u>	<u>8</u>	e.	Contributions to retirement.
<u>1</u>	<u>1</u>	f.	Other
<u>1</u>	<u>0</u>	g.	None.

51. Past surveys have found a discrepancy between salaries paid tenure-track faculty and LRW directors. You may wish to inquire to determine the situation at your law school. Please provide us with your best estimate of the difference between the current annual base salary of the director and the annual base salary of an entry-level tenure-track faculty member at your law school?

2000 **2002**

<u>32</u>	<u>23</u>	a.	The director earns (average) \$23,341 (min \$3,000; max \$45,000) <u>more</u> than the new tenure-track faculty member. <i>2000 Survey: (average) \$25,207 (min \$4,000; max \$65,000)</i>
<u>17</u>	<u>22</u>	b.	The director earns roughly the <u>same</u> as the new tenure-track faculty member.
<u>40</u>	<u>23</u>	c.	The director earns (average) \$23,000 (min \$5,000; max \$60,000) <u>less</u> than the new tenure-track faculty member. <i>2000 Survey: (average) \$18,057 (min \$3,000; max \$60,000)</i>
<u>20</u>	<u>33</u>	d.	Don't know.
<u>3</u>	<u>9</u>	e.	N/A.

NOTE: Because of a technical problem with the construction of the 2001 Survey, there are no reliable results for 2001. Data from 2000 survey is included for comparison.

52. What is your best estimate of the difference between the annual base salary of the director and the annual base salary of an entry-level clinician at your law school?

2001 **2002**

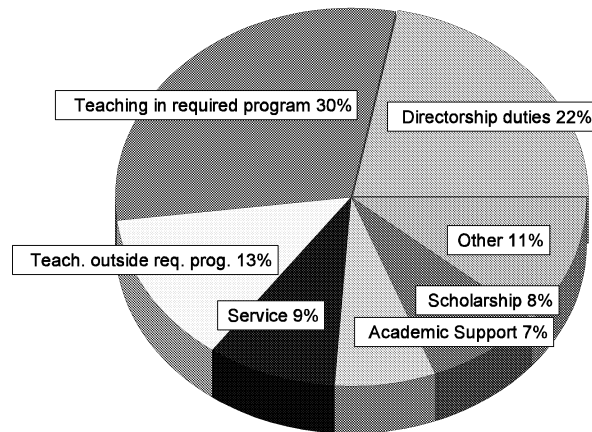
<u>25</u>	<u>26</u>	a.	The director earns approximately (average) \$24,087 (min \$10,000; max \$50,000) <u>more</u> than the new clinician. <i>2001 Survey: (average) \$24,591 (min \$5,000; max \$50,000)</i>
<u>10</u>	<u>10</u>	b.	The director earns roughly the <u>same</u> as the new clinician.
<u>6</u>	<u>4</u>	c.	The director earns approximately (average) \$25,000 (min \$10,000; max \$45,000) <u>less</u> than the new clinician. <i>2001 Survey: (average) \$12,000 (min \$5,000; max \$20,000)</i>
<u>15</u>	<u>11</u>	d.	Clinicians are paid tenure-track salaries.
<u>14</u>	<u>12</u>	e.	No clinicians at my school.
<u>39</u>	<u>50</u>	f.	Don't know.

53. For the current academic year, please indicate the percentage of time the director devoted to the following activities: *NOTE: Averages do not include responses of zero. Thus, the total percentages exceed 100%. The pie chart has converted these percentages to a base of 100.*

2001 2002

- | | | | |
|------------|------------|----|--|
| <u>119</u> | <u>122</u> | a. | Directorship duties, such as administering, training LRW faculty members, (but excluding teaching in the required program):
(average) 30.42% (min 2%; max 85%).
<i>2001 Survey: (average) 30% (min 5%; max 85%)</i> |
| <u>113</u> | <u>113</u> | b. | Teaching students in the required program: (average) 40.69% (min 0%; max 100%).
<i>2001 Survey: (average) 34% (min 0%; max 100%)</i> |
| <u>77</u> | <u>78</u> | c. | Teaching outside the required program: (average) 20.51% (min 0%; max 60%).
<i>2001 Survey: (average) 18% (min 0%; max 60%)</i> |
| <u>110</u> | <u>113</u> | d. | Service to the law school (Such as committee work, coaching moot court teams, advising law review.): (average) 12.62% (min 1%; max 90%).
<i>2001 Survey: (average) 12% (min 0%; max 70%)</i> |
| <u>51</u> | <u>34</u> | e. | Academic Support: (average) 9.25% (min 0%; max 25%).
<i>2001 Survey: (average) 8% (min 0%; max 50%)</i> |
| <u>75</u> | <u>67</u> | f. | Scholarship: (average) 11.38% (min 0%; max 35%).
<i>2001 Survey: (average) 9% (min 0%; max 50%)</i> |
| <u>34</u> | <u>20</u> | g. | Other activities: (average) 15.0% (min 0%; max 45%).
<i>2001 Survey: (average) 15% (min 0%; max 60%)</i> |

Directors' Workload



54. During the current academic year, please indicate the director's workload in the required program by filling in the chart below. *Averages do not include zero responses.*

FALL SEMESTER <u>2002</u>	SPRING SEMESTER <u>2002</u>	
total responses: 116 (average) 30.16* (min 0; max 475) <i>(*Average excludes 10 answers greater than 60.)</i>	total responses: 115 (average) 30* (min 0; max 475) <i>(*Average excludes 10 answers greater than 60.)</i>	a. Number of students taught at least weekly in the required program: <i>2001 Survey* - Fall: (average 32) (min 9; max 97)</i> <i>2001 Survey* - Spring: (average 32) (min 10; max 97)</i> <i>*Some 2001 survey respondents appear to have given the total number of students in the required program, not the director's workload of students.</i>
total responses: 111 (average) 2.99 (min 0; max 9)	total responses: 111 (average) 2.75 (min 0; max 8)	b. In-class hours of teaching each week: <i>2001 Survey: (average 2.93) (min 1; max 9)</i> <i>2001 Survey - Spring: (average 2.88) (min 1; max 9)</i>
total responses: 110 (average) 3.12 (min 1; max 10)	total responses: 108 (average) 2.68 (min 1; max 9)	c. Number of major assignments (final product of ≥ 5 pages): <i>2001 Survey - Fall: (average 3.12) (min 1; max 10)</i> <i>2001 Survey - Spring: (average 2.84) (min 1; max 8)</i>
total responses: 108 (average) 4.21 (min 1; max 20)	total responses: 101 (average) 3.66 (min 1; max 15)	d. Number of minor assignments (final product of < 5 pages): <i>2001 Survey - Fall: (average 4.42) (min 1; max 30)</i> <i>2001 Survey - Spring: (average 3.32) (min 1; max 15)</i>
total responses: 102 (average) 1,134 (min 88; max 3672)	total responses: 100 (average) 1,071 (min 54; max 2750)	e. Total number of pages of student work read per term (# of students x (pages for c+d) = e): <i>2001 Survey - Fall: (average) 983 (min 100; max 2590)</i> <i>2001 Survey - Spring: (average) 1120 (min 100; max 3040)</i>
total responses: 104 (average) 36.23 (min 5; max 112)	total responses: 99 (average) 37.65 (min 5; max 119)	f. Total hours in conference required or strongly recommended (# of students x hrs of conference): <i>Fall 2001 Survey: (average) 38 (min 3; max 200*)</i> <i>Spring 2001 Survey: (average) 36 (min 50; max 200*)</i> <i>*Maximum values may have been improperly reported.</i>
total responses: 101 (average) 40.97 (min 5; max 160)	total responses: 96 (average) 38.95 (min 5; max 160)	g. Total hours preparing major research and writing assignments. (This is a new question for the 2002 survey.)
total responses: 98 (average) 50.31 (min 1; max 250)	total responses: 94 (average) 46.96 (min 1; max 250)	h. Total hours preparing for class (excluding the hours preparing research and writing assignments reported above in g). (This is a new question for the 2002 survey.)

55. Did the director teach courses other than required writing courses in the current academic year?

2001 **2002**

6	6	a.	Yes, only academic support.
65	71	b.	Yes, courses other than academic support.
48	48	c.	No.
24	2	d.	N/A.

56. If the director taught courses in the current academic year other than required writing courses:

2001 **2002**

69	80	a.	How many courses did the director teach? (average) 1.77 (min 1; max 4) <i>2001 Survey: (average) 1.84 (min 1; max 5)</i>
65	74	b.	How many of those courses were courses on legal writing, drafting, or advanced advocacy? (average) 1.46 (min 1; max 4) <i>2001 Survey: (average) 1.62 (min 1; max 6)</i>
*	68	c.	How many of those courses were courses on subjects <u>other than</u> legal writing, drafting, or oral advocacy? (average) 1.57 (min 1; max 4) <i>2001 Survey: (average) * (min *, max *)</i>
49	56	d.	What were the subject areas of the non-writing courses? 2002 Survey: various <i>2001 Survey: various</i>
63	74	e.	How many total credit hours for other than entry-level courses? (average) 5.14 (min 1; max 16) <i>2001 Survey: (average) 5.29 (min 1; max 16)</i>
70	75	f.	Did the director receive additional compensation? Yes: 21 No: 54 <i>2001 Survey: Yes: 14 No: 56</i>
7	18	g.	How much additional compensation? (average) \$9,668 (min \$4,500; max \$30,000) <i>2001 Survey: (average) \$8,250 (min \$3,000; max \$17,000)</i>

* Questionable data for 56.c.

57. How many people does the director supervise and what are their genders? (Note: Full-time professionals includes LRW faculty, writing specialists, academic support personnel, etc.)
 Note: Responses of 0 were excluded from the averages.

	a. Full-time professionals		b. Part-time* professionals not enrolled in the law school		c. Adjuncts		d. Law School Graduate Students		e. Teaching or Research Assistants	
	2001	2002	2001	2002	2001	2002	2001	2002	2001	2002
Responses:	87	93	24	25	60	62	8	11	69	71
# of Females:	264	306	36	54	458	431	27	41	668	574
Average:	3.03	3.33	1.5	2.7	7.63	7.31	3.38	6.83	9.68	8.44
% Female	68%	71%	64%	83%	56%	50%	57%	63%	59%	66%
Responses:	72	74	12	13	51	52	4	10	63	58
# of Males:	123	128	20	11	357	423	20	24	458	297
Average:	1.71	1.86	1.67	1.57	7	8.63	5	4.8	7.27	5.5
% Male	32%	29%	36%	17%	44%	50%	43%	37%	41%	34%
Total # by category	387	434	56	65	815	854	47	65	1126	871

58. Does the director participate in the following activities either as part of core job responsibilities or as an additional activity with additional compensation? (Please mark all that apply and fill in the approximate amount of additional compensation.)

Note: **No averages computed because only one answer per question was greater than 0.**

Core Job Responsibility		Additional Activity		N/A	Additional Compensation	Activity
<u>2001</u>	<u>2002</u>	<u>2001</u>	<u>2002</u>	<u>2002</u>	<u>2002</u>	
13	10	21	20	121	(min \$0 ; max \$0) 2001 Survey: (average) \$250 (min \$0; max \$500)	a. Coach in-house Moot Court teams
12	9	21	21	121	(min \$0; max \$5,000)	b. Coach outside Moot Court teams
2	1	8	8	142	(min \$0; max \$0)	c. Coach outside negotiation & counseling teams

45	41	27	38	72	(min \$0; max \$0)	d. Faculty advisor to students
59	57	31	39	55	(min \$0; max \$500)	e. First-year orientation
17	11	18	17	123	(min \$0; max \$10,000)	f. Academic support
9	4	14	11	136	(min \$0; max \$0)	g. Law Review advisor
7	10	5	3	8	(min \$0; max \$0)	h. Writing Center
23	17	9	9	125	(min \$0; max \$500)	i. Other activities.

NOTE: Because of a technical problem with the construction of the Survey, there are no reliable results for the averages/minimum/maximum for 58.b. through i. for 2001.

59. Does the director serve on faculty committees?

2001 2002

<u>107*</u>	<u>112</u>	a.	Yes, as a voting member. (* Includes "voting" and "non-voting" responses.)
<u>*</u>	<u>10</u>	b.	Yes, as a non-voting member.
		c.	If yes, which committee(s)? (Please mark all that apply.)
<u>25</u>	<u>28</u>		Admissions Committee
<u>14</u>	<u>15</u>		Appointments Committee
<u>5</u>	<u>7</u>		Clerkship Committee
<u>45</u>	<u>53</u>		Curriculum Committee
<u>10</u>	<u>13</u>		Moot Court Committee
<u>11</u>	<u>14</u>		Library Committee
<u>20</u>	<u>24</u>		LRW Committee
<u>*</u>	<u>12</u>		Technology Committee
<u>71</u>	<u>52</u>		Other
<u>0</u>	<u>32</u>	d.	No.
<u>*</u>	<u>0</u>	e.	Not applicable.

**This answer was not an option on the 2001 survey.*

60. If the director is not on tenure track, may the director attend faculty meetings?

2001 2002

<u>14</u>	<u>13</u>	a.	Yes, as a voting member on <u>all</u> matters.
<u>26</u>	<u>31</u>	b.	Yes, as a voting member on all matters <u>except</u> hiring, promotion, or tenure.
<u>28</u>	<u>31</u>	c.	Yes, as a <u>non-voting</u> member.
<u>1</u>	<u>1</u>	d.	No.
<u>74</u>	<u>25</u>	e.	N/A.

61. May a clinician who is not on tenure track attend faculty meetings?

2001 **2002**

<u>13</u>	<u>13</u>	a.	Yes, as a voting member on <u>all</u> matters.
<u>34</u>	<u>48</u>	b.	Yes, as a voting member on all matters <u>except</u> hiring, promotion, or tenure.
<u>33</u>	<u>35</u>	c.	Yes, as a <u>non-voting</u> member.
<u>2</u>	<u>2</u>	d.	No.
<u>61</u>	<u>23</u>	e.	N/A.

62. Does the director have an obligation to produce written scholarship?

	a. Is the director on tenure track?		b. Is the director. . . .			c. Is the scholarship of the same quality and quantity as tenure-track faculty?		
	Yes	No	required to produce scholarship?	expected to produce scholarship?	neither required nor expected to produce scholarship?	Yes	No	Not specified
2002	51	73	46	21	55	48	7	23
2001	48	66	40	24	50	48	11	21

63. Is the hiring process for the director the same as the process for tenure-track faculty?

2001 **2002**

<u>43</u>	<u>48</u>	a.	Yes, <u>because</u> the director is tenure track.
<u>3</u>	<u>4</u>	b.	No, <u>although</u> the director is tenure track.
<u>24</u>	<u>29</u>	c.	Yes, <u>although</u> the director is not tenure track.
<u>37</u>	<u>37</u>	d.	No, there is a <u>different</u> process.
<u>9</u>	<u>3</u>	e.	Other.

64. Is the director eligible for leave? (*Please mark all that apply.*)

2001 **2002**

<u>48</u>	<u>50</u>	a.	Paid sabbaticals.
<u>16</u>	<u>14</u>	b.	Unpaid sabbaticals.
<u>31</u>	<u>35</u>	c.	Leave.
<u>25</u>	<u>28</u>	d.	Reduced load.
<u>11</u>	<u>14</u>	e.	Other.

VIII. FULL-TIME LEGAL WRITING FACULTY MEMBERS (excluding directors)

65. What is the employment status of the full-time LRW faculty members in your program? *(Please mark all that apply.)**

2001	2002	
<u>15</u>	<u>20</u>	a. Tenured or tenure-track.
<u>7</u>	<u>17</u>	b. ABA Standard 405(c) status.
<u>34</u>	<u>36</u>	c. Contracts of 3 years in length or more.
<u>15</u>	<u>19</u>	d. Contract of 2 years in length.
<u>56</u>	<u>65</u>	e. Contracts of 1 year in length.

**This direction was not included on the 2001 survey.*

66. If the LRW faculty members are on contracts, is there a limit to the total number of years the writing teacher may teach at the law school? (Is the position “capped”?)

2001	2002	
<u>85</u>	<u>100</u>	a. No, there is no limit.
<u>7</u>	<u>9</u>	b. Yes, the limit is (average) 4.22 (min 2; max 7) years. <i>2001 Survey: (average) 4.57 (min 2; max 7)</i>

67. If your program is “uncapped,” what are the lengths of typical contract terms?

	a. First term	b. Second term	c. Third term	d. Fourth term
2002	(average) 1.21 (min 1; max 3) yrs	(average) 1.49 (min 1; max 3) yrs	(average) 1.86 (min 1; max 5) yrs	(average) 2.22 (min 1; max 7) yrs
2001	<i>(average) 1.19</i> <i>(min 1; max 3)</i>	<i>(average) 1.54</i> <i>(min 1; max 7)</i>	<i>(average) 1.90</i> <i>(min 1; max 7)</i>	<i>(average) 2.21</i> <i>(min 1; max 7)</i>

68. What faculty title do the LRW faculty members have in official materials (publications, catalogues, signs, etc.) at your law school? *(Please mark all that apply.)*

2001	2002	
<u>23</u>	<u>27</u>	a. Professor, associate professor, or assistant professor.
<u>21</u>	<u>25</u>	b. Professor, associate professor, or assistant professor of <u>legal writing</u> .
<u>5</u>	<u>3</u>	c. <u>Visiting</u> professor or visiting professor of legal writing.
<u>8</u>	<u>9</u>	d. <u>Clinical</u> professor, clinical associate professor, or clinical assistant professor.
<u>16</u>	<u>17</u>	e. Lecturer or senior lecturer.
<u>35</u>	<u>36</u>	f. Instructor.
<u>0</u>	<u>0</u>	g. Assistant or Associate Dean.
<u>16</u>	<u>14</u>	h. Other.

69. What is the size and location of LRW offices? (Please mark all that apply.)

2000 2002

- | | | | |
|-----------|-----------|----|--|
| <u>67</u> | <u>73</u> | a. | Comparable to most non-writing faculty offices. |
| <u>35</u> | <u>37</u> | b. | Smaller than most non-writing faculty offices. |
| <u>5</u> | <u>8</u> | c. | More desirable location than most non-writing faculty offices. |
| <u>31</u> | <u>31</u> | d. | Less desirable location than most non-writing faculty offices. |
| <u>43</u> | <u>51</u> | e. | Offices are integrated among most non-writing faculty offices. |
| <u>33</u> | <u>35</u> | f. | Offices are segregated from most non-writing faculty offices. |

NOTE: Because of a technical problem with the construction of the 2001 Survey, there are no reliable results for 2001. Data from 2000 survey is included for comparison.

70. Are there written standards or criteria for evaluating LRW faculty for retention and promotion and if so, who does the evaluation?

2001 2002

- | | | | |
|-----------|-----------|----|--|
| <u>13</u> | <u>18</u> | a. | Yes, the same standard as for all faculty. |
| <u>13</u> | <u>11</u> | b. | Yes, specific standards for LRW faculty, but they are very similar to those for tenure-track faculty. |
| <u>23</u> | <u>32</u> | c. | Yes, specific standards for LRW faculty only, substantially different from those for tenure-track faculty. |
| <u>20</u> | <u>21</u> | d. | Standards are in development. |
| <u>33</u> | <u>37</u> | e. | No. |
| <u>*</u> | <u>13</u> | f. | Evaluation is done by the director alone. |
| <u>*</u> | <u>30</u> | g. | Evaluation is done by the director and a committee. |
| <u>*</u> | <u>28</u> | h. | Evaluation is done by the director and a dean. |
| <u>*</u> | <u>16</u> | i. | Evaluation is done by a committee or dean, excluding the director. |
| <u>*</u> | <u>14</u> | j. | Another method is used. |

**This answer option was not included in the 2001 survey, which did not ask about the evaluation of LRW faculty.*

71. Please indicate the number and gender of new full-time LRW faculty hired during the past five academic years. Note: Zeros are excluded from averages.

	1997-1998	1998-1999	1999-2000	2000-2001	2001-2002
Responses:	2002: 50 2000: 57	2002: 50 2000: 72	2002: 60 2000: 84	2002: 69 ✘	67
# of Females:	2002: 54 2000: 34	2002: 59 2000: 40	2002: 81 2000: 51	2002: 98 ✘	84
Average:	2002: 1.64 (min 0; max 4) 2000: 1.7 (min 0; max 7)	2002: 1.55 (min 0; max 4) 2000: 1.8 (min 0; max 7)	2002: 1.62 (min 0; max 6) 2000: 1.6 (min 0; max 6)	2002: 1.61 (min 0; max 4)	1.53 (min 0; max 4)
Responses:	2002: 35 2000: 43	2002: 37 2000: 40	2002: 39 2000: 42	2002: 38 ✘	49

# of Males:	2002: 26 2000: 25	2002: 25 2000: 29	2002: 37 2000: 26	2002: 35 ✖	38
Average:	2002: 1.37 (min 0; max 3) 2000: 1.7 (min 0; max 4)	2002: 1.19 (min 0; max 3) 2000: 1.4 (min 0; max 4)	2002: 1.32 (min 0; max 3) 2000: 1.6 (min 0; max 5)	2002: 1.46 (min 0; max 4)	1.31 (min 0; max 4)

2002 Survey: Females Males
Grand Total: 376 161
2000 Survey: Females Males
Grand Total: 303 182

NOTE: Because of a technical problem with the construction of the 2001 Survey, there are no reliable results for 2001. Data from 2000 survey is included for comparison.

72. If you hired new full-time LRW faculty in the current academic year, what forms of advertising did you use? (Please mark all forms that apply.)

2001 2002

<u>49</u>	<u>45</u>	a.	Legal Writing or Dircon listservs.
<u>23</u>	<u>27</u>	b.	AALS registry.
<u>10</u>	<u>13</u>	c.	<i>Chronicle of Higher Education</i> .
<u>10</u>	<u>11</u>	d.	Periodicals with national circulation.
<u>44</u>	<u>41</u>	e.	Periodicals with local circulation.
<u>27</u>	<u>29</u>	f.	Law School Placement Office.
<u>14</u>	<u>19</u>	g.	Other.

73. Who has formal, primary responsibility for hiring members of the legal writing faculty?

2001 2002

<u>3</u>	<u>9</u>	a.	A dean.
<u>19</u>	<u>25</u>	b.	A dean upon the recommendation of the legal writing director.
<u>16</u>	<u>17</u>	c.	A dean upon the recommendation of a faculty committee comprised entirely or almost entirely of members of the non-writing faculty.
<u>9</u>	<u>5</u>	d.	A dean upon the recommendation of a faculty committee comprised entirely or almost entirely of members of the legal writing faculty.
<u>3</u>	<u>4</u>	e.	A faculty committee comprised entirely or almost entirely of members of non-writing faculty.
<u>9</u>	<u>12</u>	f.	The faculty as a whole.
<u>7</u>	<u>7</u>	g.	The legal writing director.
<u>1</u>	<u>2</u>	h.	A committee comprised entirely or almost entirely of members of the legal writing faculty.
<u>0</u>	<u>1</u>	i.	The faculty as a whole upon the recommendation of the dean.
<u>15</u>	<u>13</u>	j.	The faculty as a whole upon the recommendation of a faculty committee comprised entirely or almost entirely of members of the non-writing faculty.
<u>0</u>	<u>2</u>	k.	The faculty as a whole upon the recommendation of the legal writing director.
<u>6</u>	<u>3</u>	l.	The faculty as a whole upon the recommendation of a committee composed entirely or almost entirely of members of the non-writing faculty.
<u>11</u>	<u>13</u>	m.	Other.
<u>0</u>	<u>0</u>	n.	N/A.

74. For the current academic year, what would your entry-level annual salary be for a newly hired LRW faculty member?

2000 2002

- | | | | |
|-----------|-----------|----|--|
| <u>12</u> | <u>10</u> | a. | I would not hire a person without teaching experience. |
| | <u>44</u> | b. | (average) \$42,843 (min \$30,000; max \$78,000) for a person <u>without</u> prior teaching experience.
<i>2000 Survey: (average) \$40,325 (min \$26,000; max \$65,000)</i> |
| | <u>16</u> | c. | (average) \$48,875 (min \$30,000; max \$75,000) for a person with 1-3 years prior teaching experience.
<i>2000 Survey: (average) \$42,300 (min \$26,000; max \$65,000)</i> |
| | <u>7</u> | d. | (average) \$48,167 (min \$40,000; max \$69,000) for a person with >3 years prior teaching experience.
<i>2000 Survey: (average) \$43,852 (min \$26,000; max \$67,000)</i> |

NOTE: Because of a technical problem with the construction of the 2001 Survey, there are no reliable results for 2001. Data from 2000 survey is included for comparison.

75. What is the base salary range (excluding summer support, overload teaching, etc.) for current full-time LRW faculty members (excluding the director) in your program and how are salary increases determined?*** *NOTE: Salaries reported as >\$100,000 excluded from averages.*

2001 2002

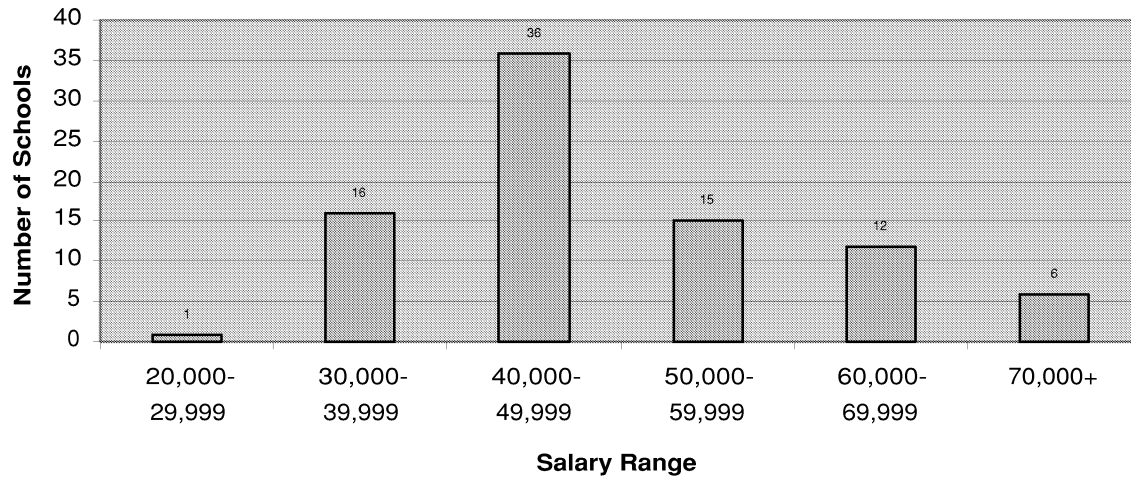
- | | | | |
|-----------|------------|----|---|
| <u>95</u> | <u>154</u> | a. | From (average lowest) \$47,071 (min \$26,000 ; max \$90,000) to (average highest) \$54,744 (min \$30,000 ; max \$130,000) .
<i>2001 Survey: (average lowest) \$44,011 (min \$30,000; max \$80,000) to (average highest) \$53,012 (min \$32,000; max \$130,000)</i> |
| <u>13</u> | <u>***</u> | b. | Don't know. |
| <u>*</u> | <u>***</u> | c. | Salary increases are based on a uniform annual amount or percentage of salary. |
| <u>*</u> | <u>***</u> | d. | Salary increases are based on teaching performance. |
| <u>*</u> | <u>***</u> | e. | Salary increases are based on merit, including factors other than teaching. |

**This answer was not an option on the 2001 survey.*

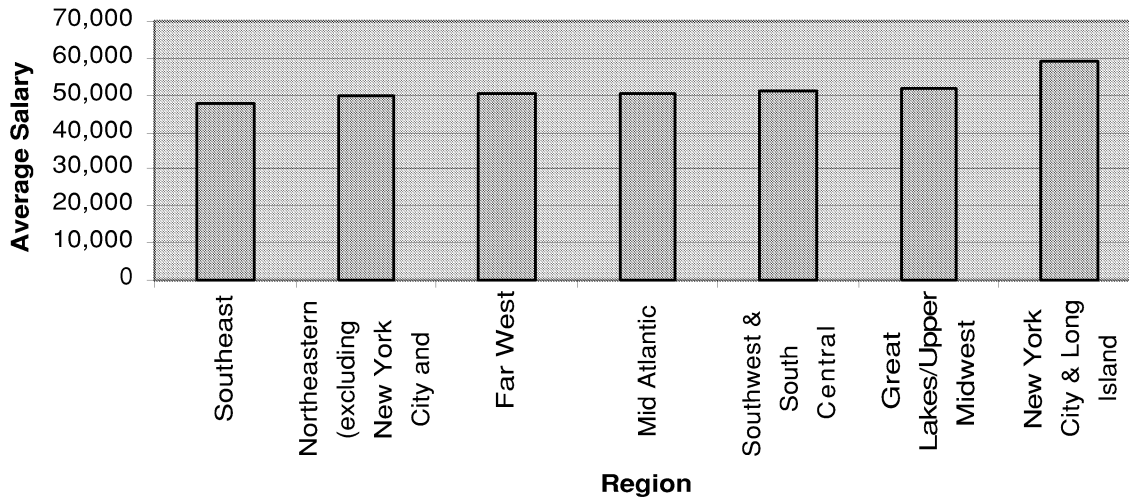
***The 2001 survey did not ask about how salary increases are determined.*

**** Because of a technical problem with the 2002 survey only the salary amounts were collected; answers to the other questions are unavailable.*

2002 LRW Faculty Salary Range



Average LRW Faculty Salary By Region



LRW Faculty Average Salary by Region

2002				2001
	Average	Minimum	Maximum	Average
New York City & Long Island	\$59,500	\$59,000	\$60,000	N/A
Great Lakes/Upper Midwest	\$51,666	\$34,500	\$97,500	\$39,500
Southwest & South Central	\$51,423	\$34,250	\$78,000	\$45,326
Mid Atlantic	\$50,550	\$33,000	\$68,500	\$42,000
Far West	\$50,509	\$32,000	\$76,500	\$48,894
Northeastern (excluding New York City and Long Island)	\$50,025	\$30,000	\$75,000	\$45,500
Southeast	\$47,696	\$19,100	\$67,500	\$42,429
Northwest & Great Plains	N/A	N/A	N/A	N/A

Question 6 by Question 75

Note: Average salary is computed by averaging the low and high base salary for each school.

LRW Faculty Average Salary by Staffing Model

2002				2001
Model	Average	Minimum	Maximum	Average
Tenure or tenure-track for LRW only	\$65,639	\$38,000	\$97,500	\$58,333
Full-time non-tenure track	\$48,430	\$30,000	\$76,500	\$42,433
Adjuncts*	\$39,550	\$19,100	\$60,000	unavailable
Complex hybrid	\$51,079	\$32,500	\$85,000	\$47,800

*Figures based on only two respondents reporting salary values.

Question 10 by Question 75

LRW Faculty Average Salary by Geographical Setting

2002			2001	
	Average	Minimum	Maximum	Average
Urban	\$50,903	\$19,100	\$97,500	\$40,327
Suburban	\$52,087	\$32,000	\$76,500	\$41,750
Rural	\$44,714	\$30,000	\$49,500	\$39,100

Question 7 by Question 75

LRW Faculty Average Salary by Institution Type

2002				2001
Institution Type	Average	Minimum	Maximum	Average
Public	48,093	33,000	66,500	not available
Private	52,885	30,000	97,500	not available

Question 8 by Question 75

LRW Faculty Average Salary by Director Type

2002				2001
Model	Average	Minimum	Maximum	Average
Tenured, primary responsibility is LRW	\$47,182	\$26,000	\$65,000	\$44,160
Untenured tenure track, primary responsibility is LRW	\$45,994	\$30,000	\$60,000	\$41,481
Non-tenure track, primary responsibility is LRW	\$43,329	\$30,000	\$67,000	\$41,167
Administrator or faculty, primary responsibility not LRW	*	*	*	\$39,130
Administrator, primary responsibility is LRW	\$44,333	\$33,000	\$60,000	\$33,000
Clinical tenure or clinical tenure track	**\$45,333	\$40,000	\$52,000	\$42,667
Other	\$47,111	\$32,000	\$70,000	\$41,333

*NOTE: Although 7 respondents fell within this range, neither provided a value for salary.
 **Average based on three responses.

Question 45 by Question 75

Note: Because 2001 data used an average of the low range base salary, 2002 data have been similarly reported.

76. Is the LRW faculty member eligible for summer research grants?

2001 2002

- | | | | |
|-----------|-----------|----|--|
| <u>52</u> | <u>57</u> | a. | Yes. If so, how much is the typical grant? (average) \$6,371 (min \$1,500; max \$12,000)
2001 Survey: <u>(average) \$6,435 (min \$1,500; max \$12,000)</u> |
| <u>34</u> | <u>41</u> | b. | No. |
| <u>6</u> | <u>7</u> | c. | Our school does not generally provide summer research grants to faculty. |
| <u>7</u> | <u>8</u> | d. | Do not know. |

77. If you answered "Yes" to the prior question, what method does your school use to determine amounts of summer research grants?

2001 2002

- | | | | |
|-----------|-----------|----|-----------------------------------|
| <u>45</u> | <u>48</u> | a. | Flat amount. |
| <u>3</u> | <u>2</u> | b. | Percentage of school-year salary. |
| <u>6</u> | <u>6</u> | c. | Other. |

78. If you answered "Yes" to Question 76, how do the summer research grants to LRW faculty compare in dollars to summer grants awarded to doctrinal faculty?

2001 2002

- | | | | |
|-----------|-----------|----|--------------------------------------|
| <u>35</u> | <u>38</u> | a. | Research grants are <u>equal</u> . |
| <u>0</u> | <u>0</u> | b. | Research grants are <u>greater</u> . |
| <u>11</u> | <u>12</u> | c. | Research grants are <u>less</u> . |
| <u>6</u> | <u>9</u> | d. | Don't know. |

79. Is the LRW faculty member eligible to receive developmental funding in the current academic year (to attend conferences, buy books, etc.)?

2001 2002

- | | | | |
|-----------|-----------|----|---|
| <u>89</u> | <u>98</u> | a. | Yes. In the 2001-02 year, it was (average) \$1,713 (min \$500 ; max \$5,000)
2001 Survey: <u>(average) \$1,763 (min \$100; max \$8,775)</u> |
| <u>7</u> | <u>8</u> | b. | No. |
| <u>1</u> | <u>4</u> | c. | N/A |

80. Does the LRW faculty member receive funding to hire student research assistants (exclusive of student teaching assistants)?

2001 2002

- | | | | |
|-----------|-----------|----|--|
| <u>61</u> | <u>69</u> | a. | Yes, sufficient funding for all reasonable requests. |
| <u>12</u> | <u>10</u> | b. | Yes, annually about (average) \$920* (min \$400 ; max \$1500**)
2001 Survey: <u>(average) \$2,335</u> (min \$500; max \$4,000) |
| <u>27</u> | <u>31</u> | c. | No.
*Average is based on only five responses with values.
**Answer of \$25,000 excluded from average. |

81. Do the LRW faculty have the obligation to produce written scholarship?

	a. Is the LRW faculty on tenure track?		b. Is the LRW faculty . . .			c. Is the scholarship of the same quality and quantity as tenure-track faculty?		
	Yes	No	required to produce scholarship?	expected to produce scholarship ?	neither required nor expected to produce scholarship?	Yes	No	Not specified
2002	18	96	20	11	82	20	10	37
2001	13	86	12	14	73	16	14	27

82. During the current academic year, what was the LRW faculty member's workload in the required program in terms of the number of—
 NOTE: 153 schools responded to this question.

FALL SEMESTER 2002	SPRING SEMESTER 2002	
(average) 42.52* (min 10; max 175) <i>*12 responses greater than 60 were excluded from the average</i>	(average) 41.64* (min 10; max 175) <i>*12 responses greater than 60 were excluded from the average</i>	a. Number of students in the required program: <i>2001 Survey - Fall: (average) 47 (min 15; max 120)</i> <i>2001 Survey - Spring: (average) 46 (min 15; max 190)</i>
(average) 3.66 (min 0.5; max 12)	(average) 3.39 (min 1; max 8*) <i>*1 response greater than 12 was excluded.</i>	b. In-class hours of teaching each week: <i>2001 Survey - Fall: (average) 3.73 (min 1; max 9)</i> <i>2001 Survey - Spring: (average) 3.52 (min 1; max 9)</i>
(average) 3.25 (min 1; max 10)	(average) 2.68 (min 1; max 10)	c. Number of major assignments (final product of ≥ 5 pages): <i>2001 Survey - Fall: (average) 3.07 (min 1; max 8)</i> <i>2001 Survey - Spring: (average) 2.62 (min 1; max 8)</i>

(average) 3.76 (min 0; max 20)	(average) 3.09 (min 0; max 20)	d. Number of minor assignments (final product of < 5 pages): <i>2001 Survey - Fall: (average) 3.63 (min 0; max 20)</i> <i>2001 Survey - Spring: (average) 2.70 (min 0; max 20)</i>
(average) 1589 (min 500; max 4800)	(average) 1526 (min 400; max 2880)	e. Total number of pages of student work read per term (a x (c+d) = e): <i>2001 Survey - Fall: (average) 1,410 (min 100; max 3,600)</i> <i>2001 Survey - Spring: (average) 1,553 (min 1; max 4,800)</i>
(average) 51.24 (min 0; max 160)	(average) 47.03 (min 0; max 120)	f. Total hours in conference required or strongly recommended (# of students x hrs of conference): <i>2001 Survey - Fall: (average) 61.95 (min ; max 820*)</i> <i>2001 Survey - Spring: (average) 54.91 (min 10; max 462*)</i>
(average) 32.35 (min 0; max 120)	(average) 30.32 (min 0; max 120)	g. Total hours preparing major research and writing assignments. (This question was not asked on the 2001 survey.)
(average) 57.34* (min 2; max 250) <i>*Five answers 200 or above were excluded from the average.</i>	(average) 50.56* (min 2; max 250) <i>*Five answers 200 or above were excluded from the average.</i>	h. Total hours preparing for class (excluding the hours preparing research and writing assignments reported in g. above). (This question was not asked on the 2001 survey.)

**Maximum values may have been improperly reported.*

83. Does the LRW faculty member serve on faculty committees?

2001 **2002**

<u>60</u>	<u>77</u>	a.	Yes, as a voting member.
<u>6</u>	<u>10</u>	b.	Yes, as a non-voting member.
		c.	Which committee(s)? <i>(Please mark all that apply.)</i>
<u>38</u>	<u>43</u>		Admissions Committee
<u>24*</u>	<u>11</u>		Appointments Committee
<u>10*</u>	<u>19</u>		Clerkship Committee
<u>37*</u>	<u>44</u>		Curriculum Committee
<u>13*</u>	<u>25</u>		Moot Court Committee
<u>19*</u>	<u>31</u>		Library Committee
<u>10*</u>	<u>14</u>		LRW Committee
<u>**</u>	<u>31</u>		Technology Committee
<u>40*</u>	<u>38</u>		Other
<u>25</u>	<u>27</u>	d.	No.

2 1 e. N/A.

***NOTE: Because of a technical problem with the construction of the Survey, there are no reliable results for 83c by individual committee for 2001. Data from 2000 survey is included for comparison.**

****This was not an answer option in 2000.**

84. May the LRW faculty member attend faculty meetings?

2001 **2002**

<u>20</u>	<u>25</u>	a.	Yes, as a voting member on <u>all</u> matters.
<u>22</u>	<u>36</u>	b.	Yes, as a voting member on <u>all matters except</u> hiring, promotions, or tenure.
<u>47</u>	<u>45</u>	c.	Yes, as a <u>non-voting</u> member.
<u>8</u>	<u>10</u>	d.	No.
<u>1</u>	<u>0</u>	e.	N/A.
<u>44</u>	<u>38</u>	f.	No answer.

85. Do LRW faculty teach other courses?

2002:

29 No.
85 Yes.

	WHEN		TYPE OF COURSE		COMPENSATION			No
	During regular academic year	During separate summer session only	Upper-level LRW courses	Non-LRW courses	Same rate as faculty overload	Same rate as adjuncts	Other, please describe	
2002	46	39	38	74	Total responses: 38*	Total responses: 12*	Total responses: 16*	12
2001	0	2	12	64	Total responses: 24	Total responses: 16	Total responses: 26	9
2000	58	41	37	63	Total responses: 27 <i>(average) \$3,233 (min \$1,500; max \$8,500)</i>	Total responses: 17 <i>(average) \$3,243 (min \$1,000; max \$6,000)</i>	Total responses: 13 <i>(average) \$6,256 (min \$0; max \$12,500)</i>	25

**Note: Because of a design problem, responses did not include monetary values.*

NOTE: Because of a technical problem with the construction of the Survey, there are no reliable results for 2001. 2000 results are provided for reference.

IX. LRW ADJUNCT FACULTY

86. Do you use adjunct faculty in your required program? *(The % below is based on % of students taught.)*

2001	2002	
15	16	a. Exclusively.
16	17	b. Substantially (75%).
6	10	c. Significantly (50%).
24	15	d. Somewhat (25%).
28	15	e. Rarely.
*	68	f. No.

**This answer was not an option on the 2001 survey.*

87. How many adjunct faculty did you use in the required program during the current academic year for teaching, and what are their genders? *Note: Zeros have been excluded from the averages.*

2002	a. Objective legal writing	b. Advocacy or Moot Court	c. Both Objective & Moot Court	d. Research only	e. Other	TOTALS
Responses:	22 <i>2000:18</i>	16 <i>2000: 18</i>	38 <i>2000: 28</i>	4 <i>2000: 3</i>	7 <i>2000: 2</i>	87 <i>2000: 49</i>
# of Females:	78 <i>2000: 84</i>	85 <i>2000: 93</i>	232 <i>2000: 257</i>	7 <i>2000: 10</i>	42 <i>2000: 15</i>	444 <i>2000: 371</i>
Average:	3.71 (min 0; max 12) <i>2000: 4.7</i> (min 0; max 17)	5.67 (min 0; max 17) <i>2000: 5.2</i> (min 0; max 20)	6.27 (min 0; max 20) <i>2000: 9.2</i> (min 0; max 24)	3.5 (min 0; max 5) <i>2000: 6.3</i> (min 0; max 10)	7.0 (min 0; max 10) <i>2000: 7.5</i> (min 0; max 25)	5.48 <i>2000: 7.6</i>
Responses:	17 <i>2000: 15</i>	18 <i>2000: 19</i>	33 <i>2000: 27</i>	6 <i>2000: 5</i>	8 <i>2000: 3</i>	82 <i>2000: 47</i>
# of Males:	79 <i>2000: 69</i>	78 <i>2000: 90</i>	199 <i>2000: 186</i>	7 <i>2000: 15</i>	58 <i>2000: 33</i>	421 <i>2000: 328</i>
Average:	5.64 (min 0; max 20) <i>2000: 4.6</i> (min 0; max 21)	4.59 (min 0; max 23) <i>2000: 4.33</i> (min 0; max 22)	6.42 (min 0; max 29) <i>2000: 6.03</i> (min 0; max 21)	1.75 (min 0; max 3) <i>2000: 1.17</i> (min 0; max 10)	8.29 (min 0; max 15) <i>2000: 7.25</i> (min 0; max 17)	5.77 <i>2000: 5.13</i>

NOTE: Because of a technical problem with the Survey, there are no reliable results for 2001.

88. What is the salary for your adjunct faculty in your required program?

Note: Values greater than \$20,000 were deleted.

2001 **2002**

- | | | | |
|-----------|-----------|----|---|
| <u>43</u> | <u>29</u> | a. | per credit hour (average) \$1,490 (min \$500; max \$3,200)
<i>2001 Survey: (average) \$1,745 (min \$450; max \$5,000)</i> |
| <u>38</u> | <u>37</u> | b. | per term (average) \$3,452* (min \$750; max \$7,500)
<i>2001 Survey: (average) \$4,407 (min \$1,000; max \$15,000)</i>
<i>*Answer of \$32,000 was excluded from results.</i> |

89. How many students on average does each adjunct teach?

2001 **2002**

- | | | | |
|-----------|-----------|----|--|
| <u>70</u> | <u>69</u> | a. | Students per section (average) 17.45* (min 8; max 69)
<i>2001 Survey: (average) 18 (min 8; max 28)</i> |
| <u>70</u> | <u>59</u> | b. | Students total (average) 19.44* (min 10; max 69)
<i>2001 Survey: (average) 18* (min 8; max 40)</i>
<i>*Note: Responses >50 excluded.</i> |

90. Must an adjunct have a minimum number of years of legal practice experience to be hired?

2001 **2002**

- | | | | |
|-----------|-----------|----|---|
| <u>34</u> | <u>33</u> | a. | Yes. The minimum numbers of years is: (average) 2.87 (min 1; max 10)
<i>2001 Survey: (average) 2.74 (min 1; max 10)</i> |
| <u>34</u> | <u>32</u> | b. | No. |

91. How many years of teaching experience do the adjuncts in your program have? *Please indicate the number of adjuncts who fall into each of the following categories.*

2001 **2002**

- | | | | |
|-----------|-----------|----|---|
| <u>49</u> | <u>50</u> | a. | 0 - 2 years: (average) 5.6 adjuncts
<i>2001 Survey: (average) 5.96</i> |
| <u>44</u> | <u>44</u> | b. | 3 - 5 years: (average) 5.05 adjuncts
<i>2000 Survey: (average) 3.55</i> |
| <u>36</u> | <u>37</u> | c. | 6 - 10 years: (average) 5.89 adjuncts
<i>2001 Survey: (average) 4.11</i> |
| <u>28</u> | <u>27</u> | d. | >10 years: (average) 4.07 adjuncts
<i>2001 Survey: (average) 4.07</i> |
| <u>66</u> | <u>64</u> | e. | Total # of Adjuncts: (average) 12.80 adjuncts
<i>2001 Survey: (average) 13.14</i> |

92. Who creates the majority of writing assignments in your program? *(Do not indicate who determines how many assignments or other curricular requirements.)*

2001 **2002**

- | | | | |
|-----------|-----------|----|---|
| <u>31</u> | <u>39</u> | a. | The director and full-time LRW faculty <u>exclusively</u> . |
| <u>19</u> | <u>17</u> | b. | The director and full-time LRW faculty <u>primarily</u> . |
| <u>6</u> | <u>8</u> | c. | The adjunct <u>primarily</u> . |
| <u>6</u> | <u>3</u> | d. | The adjunct <u>exclusively</u> . |
| <u>12</u> | <u>11</u> | e. | Other. |

X. TEACHING ASSISTANTS

93. Do you use teaching assistants in your required program? (*The % below is based on % of the classroom teaching hours.*)

2001	2002	
<u>1</u>	<u>2</u>	a. Exclusively.
<u>5</u>	<u>3</u>	b. Substantially (75%).
<u>9</u>	<u>10</u>	c. Significantly (50%).
<u>24</u>	<u>24</u>	d. Somewhat (25%).
<u>47</u>	<u>42</u>	e. Rarely (< 25%).
<u>*</u>	<u>58</u>	f. No.

**This answer was not an option on the 2001 survey.*

94. How many teaching assistants participate in your program to teach or help teach, and what do they teach? (*Please mark all that apply.*)

2001	2002	
<u>*</u>	<u>79</u>	a. Total number of Teaching Assistants (average) 16.27 (min 2; max 60) teaching assistants <i>2001 Survey: (average) 13 (min 0; max 46) teaching assistants.</i>
		b. Subjects taught
<u>26</u>	<u>31</u>	Objective legal writing
<u>30</u>	<u>30</u>	Advocacy or moot court
<u>38</u>	<u>50</u>	Research
<u>**</u>	<u>61</u>	Citation
<u>25</u>	<u>15</u>	Other

**This question was not specifically asked in the 2001 survey*

***This answer option was not included in the 2001 survey*

95. Approximately how many students are assigned to each teaching assistant?

2001	2002	
<u>72</u>	<u>76</u>	a. Number of students per TA in the fall: (average) 20.84 (min 5; max 52) <i>2001 Survey: (average) 23 (min 5; max 115)</i>
<u>63</u>	<u>77</u>	b. Number of students per TA in the spring: (average) 19.83 (min 5; max 52) <i>2001 Survey: (average) 21 (min 5; max 115)</i>

96. Approximately how many hours does each teaching assistant spend on TA duties each term?

2001	2002	
<u>74</u>	<u>80</u>	a. Fall Semester: (average) 91.80* (min 5; max 405) hours. <i>2001 Survey: (average) 84 (min 3; max 300)</i>
<u>70</u>	<u>79</u>	b. Spring Semester: (average) 86.53* (min 3; max 405) hours. <i>2001 Survey: (average) 76 (min 3; max 300)</i>

**Answers greater than 300 have been excluded.*

97. Do TAs hold office hours during which they answer questions relating to-- (Please mark all that apply.)

2001 **2002**

 * 9

a. No

 * 76

b. Yes

**This question was not specifically asked in the 2001 survey.*

c. Subjects covered

 66 68

1. Research.

 59 60

2. Writing, generally.

 52 60

3. Writing assignments before they are graded.

 45 55

4. Other law school questions (such as exams).

 * 68

5. Citation.

**This answer was not an option on the 2001 survey.*

98. How are the teaching assistants compensated? (Please mark all that apply.)

2001 **2002**

 12 12

a. Course credit and grades.

 33 29

b. Course credit. How many credits per term? **Fall: average 1.93 (min 1; max 4); Spring: average 1.73 (min 1; max 3)**

NOTE: Because of a technical problem with the construction of the Survey, there is no reliable data for 2001 average/minimum/maximum results for 98.b.

 6 4

c. Offset against tuition of **(average) \$2,043* (min \$535; max \$5,025)** per term.

2001 Survey: (average) \$1,406 (min \$535; max \$3,000)

 27 24

d. Payment of **(average) \$1,372 (min \$324; max \$3,600)** per term.

2001 Survey: (average) \$1,524 (min \$100; max \$5,000)

 20 21

e. Payment of \$ **(average) \$8.50** (min \$5.50; max \$12)** per hours worked.

2001 Survey: (average) \$8.65 (min \$6; max \$14)

 3 2

f. Other.

**Note: Answer of "100%" excluded because it did not include a monetary value.*

***Note: Answer of \$106 excluded.*

99. Approximately how many hours of training are provided for each teaching assistant each term?

2001 **2002**

 74 78

(average) 13.32 (min 0; max 95) hours.

2001 Survey: (average) 11.5 (min 0; max 60) hours.

XI. SURVEY

100. Have you used ALWD/LWI survey data to-- (Please mark all that apply.)

2001 **2002**

 78 82

a. Improve your program.

 41 56

b. Improve your status.

 44 50

c. Improve your salary.

 0 16

d. Other.

 33 22

e. No.

2002 ALWD/LWI Survey Results - APPENDIX A
Comparisons of Responses from Female and Male Directors

Prepared by Kristin B. Gerdy
 Director of Rex E. Lee Advocacy Program
 J. Reuben Clark Law School
 Brigham Young University
 and
 Jo Anne Durako
 Director of Legal Research & Writing
 Rutgers-Camden Law School

Responses to the survey: Female - 111 (74%); Male - 39 (26%)
 Responses of Directors: Female - 96 (74%); Male - 33 (26%)

Note: As used in this Appendix, "Director" means the person overseeing the Legal Writing program who responded to the ALWD/LWI survey.

Question 45: What choice best describes the director's status?

	2002				2001			
	Female		Male		Female		Male	
Tenured	14	15%	7	23%	13	16%	7	21%
Tenure Track	16	17%	3	10%	13	16%	3	9%
Contract	44	48%	10	32%	34	41%	10	30%
Admin. Primary Resp. LRW	1	1%	5	16%	1	1%	2	6%
Admin. Primary Resp. not LRW	1	1%	1	3%	3	4%	6	18%
Clinical Tenure or Track	4	4%	2	6%	6	7%	3	9%
Other	12	13%	3	10%	13	16%	2	6%

Question 49: What is the annual base salary of the director?

	<i>Female Directors</i>		<i>Male Directors</i>	
2002 Avg. 12-month salary	\$80,775		86% of male avg.	\$94,227
2001 Avg. 12-month salary	\$77,163		84% of male avg.	\$91,615
Lowest	\$52,500		88% of male low	\$60,000
Highest	\$119,000		92% of male high	\$130,000
Total Responses	29		11	

	<i>Female Directors</i>		<i>Male Directors</i>	
2002 Avg. 9-month salary	\$79,220		98% of male avg.	\$80,710
2001 Avg. 9-month salary	\$75,086		89% of male avg.	\$84,115
Lowest	\$46,680		101% of male low	\$46,000
Highest	\$141,000		104% of male high	\$135,600
Total Responses	48		10	

	<u>Female Directors</u>		<u>Male Directors</u>	
<i>Highest salaries:</i>	2002	13 of 77= 17% of females	8 of 21 = 38% of males	
% earning ≥ \$100,000	2001	6 of 68= 9% of females	9 of 25 = 36% of males	
of TOTAL responding with annual salary data				

	<u>Female Directors</u>		<u>Male Directors</u>	
2002 Avg. Base salary paid	\$ 79,806	91% of male avg.	\$ 87,790	
2001 Base Salary paid*	\$ 75,971*	86% of male avg.	\$ 88,015*	

*Base salaries reported, not accounting for 12 or < 12-month contract differences or other compensation.

Question 64: Is the director eligible for leave?

*Note: Respondents could select more than 1 type of leaving making the totals greater than the number of respondents.

	2002				2001			
	Female		Male		Female		Male	
Paid sabbaticals	38	35%	12	40%	29	34%	16	38%
Unpaid sabbaticals	11	10%	2	6%	11	13%	5	12%
Leave	26	24%	9	30%	19	22%	11	26%
Reduced Load	23	21%	5	17%	15	17%	10	24%
Other	10	9%	2	6%	12	14%	0	0%
TOTAL	108*		30*		86*		42*	

Question 57: How many LRW professionals does the director supervise?

	<i>Female Directors</i>		<i>Male Directors</i>	
	2002	2001	2002	2001
Female professional FT staff	3.42 average	3.2 average	3.32 average	2.8 average
Male professional FT staff	1.86 average	1.9 average	1.65 average	1.9 average
Female professional PT staff	2.17 average	N/A	3.29 average	N/A
Male professional PT staff	2.0 average	N/A	1.33 average	N/A
Female Adjuncts	7.28 average	8.5 average	6.67 average	6.8 average
Male Adjuncts	9.16 average	7.4 average	6.44 average	7.5 average
# of responses	88	83	31	33

Question 75: What is the base salary range for LRW faculty members (excluding the director's salary) from lowest salary to highest salary paid at your school (range from \$(low range) to \$(high range) paid)?

	<i>Female Directors</i>		<i>Male Directors</i>	
2002 Avg. low range	\$44,605	93% of male	\$48,031	
2001 Avg. low range	\$41,634	90% of male	\$46,226	
2002 Lowest in low range	\$26,000	87% of male	\$30,000	
2001 Lowest in low range	\$34,000	103% of male	\$33,000	
2002 Highest in low range	\$70,000	90% of male	\$78,000	
2001 Highest in low range	\$50,000	77% of male	\$65,000	
	<i>Female Directors</i>		<i>Male Directors</i>	
2002 Avg. high range	\$53,380	93% of male	\$57,533	
2001 Avg. high range	\$49,732	94% of male	\$52,640	
2002 Lowest of high range	\$30,000	92% of male	\$32,500	
2001 Lowest in high range	\$35,500	108% of male	\$33,000	
2002 Highest in high range	\$100,000	77% of male	\$130,000	
2001 Highest in high range	\$70,000	93% of male	\$75,000	

Question 5: How many years has the director directed the writing program at the present law school? How does this relate to salary? (Question 49)

	2002			2001	
	Female Directors	Male Directors		Female	Male
0 to 5 years	\$75,303	100% of male	\$75,091	\$73,647	\$85,588
6 to 10 years	\$81,237	79% of male	\$102,500*	\$79,035	\$70,500
11 to 15 years	\$81,850	79% of male	\$103,120	\$83,793	\$79,741
16 years of more	\$104,571	113% of male	\$92,000**	\$101,550	\$85,000

*Based on only four responses with values

**Based on only one response

Question 48: What title does the director have in official law school materials?

*Respondents could select >1 title making the total > the number of respondents.

	2002				2001			
	Female		Male		Female		Male	
Professor	41	32%	16	38%	38	32%	20	39%
Professor of Legal Writing	8	6%	2	5%	6	5%	3	6%
Visiting Professor	0	0%	1	2%	1	1%	2	4%
Clinical Professor	9	7%	5	12%	10	9%	4	8%
Lecturer	9	7%	0	0%	9	8%	0	0%
Instructor	6	5%	2	5%	5	4%	1	2%
Asst./Assoc. Dean	2	2%	1	2%	3	3%	2	4%
Director	45	35%	12	29%	41	35%	19	37%
Other	7	6%	3	7%	4	3%	0	0%
TOTAL	127*		42*		117*		51*	

*Respondents could select >1 title making the total > the number of respondents.

Question 55: Does the director teach courses beyond the required writing course?

	2002				2001			
	Female		Male		Female		Male	
Yes, other than academic support	44	51%	24	77%	37	45%	25	76%
Yes, only academic support	5	6%	1	3%	6	7%	0	0%
No	38	44%	6	19%	36	43%	8	24%
N/A	0	0%	0	0%	4	5%	0	0%
TOTAL	87		31		83		33	

Question 56(g): How much additional compensation does the director receive for teaching other than required LRW classes?

	2002		2001	
	Female	Male	Female	Male
Average	\$8,785 151% of male	\$5,833*	\$7,167 77% of male	\$9,333
Lowest	\$4,500	\$4,500	\$4,500	\$3,000
Highest	\$12,000	\$8,000	\$12,000	\$17,000

*Based on three responses

Law Schools included in the 2002 Survey Report (154 total)

Akron	Hofstra	Seton Hall
Alabama, Univ.	Houston	South Carolina, Univ.
Albany, Union Univ.	Howard	South Dakota, Univ.
Appalachian	Illinois, Univ.	South Texas
Arizona State	Indiana Univ., Bloomington	Southern California
Arizona Univ.	Indiana Univ., Indianapolis	Southern Illinois, Univ.
Arkansas, Fayetteville	John Marshall	Southwestern
Arkansas, Little Rock	Lewis and Clark, Northwestern	St. John's
Ave Maria	Louisiana	St. Louis
Baltimore Univ.	Louisville, Univ., Brandeis	St. Mary's
Barry Univ., Orlando Law	Loyola, Chicago	St. Thomas (Mpls)
Baylor	Loyola, L.A.	Stanford
Boston College	Loyola, N.O.	Stetson
Boston Univ.	Maine, Univ.	Suffolk
Brigham Young Univ.	Marquette	Syracuse
Brooklyn Law	Maryland, Univ.	Temple
California, Univ., Berkeley	Massachusetts	Tennessee, Univ.
California, Univ. Davis	McGeorge, Pacific, Univ.	Texas, Univ.(Austin)
California Western	Memphis, Univ.	Texas Tech
Capital Univ.	Mercer	Texas Wesleyan
Case Western Reserve	Michigan, Univ.	Thomas Jefferson
Chapman Univ.	Michigan State	Toledo
Chicago Univ.	Minnesota, Univ.	Touro, J.D. Fuchsberg
Chicago-Kent, Illinois Institute	Missouri-Columbia, Univ.	Tulsa, Univ.
Cincinnati, Univ.	Missouri-Kansas City	Utah, Univ.
Cleveland State	Montana, Univ.	Valparaiso
Colorado, Univ.	Nebraska, Univ.	Vanderbilt
Columbia Univ.	Nevada, LV (W. S. Boyd)	Vermont
Concord	New England	Villanova
Connecticut, Univ.	New Mexico, Univ.	Wake Forest
Cooley, Thomas M. Law	City Univ.of New York	Washington, Univ.(Seattle)
Cornell	New York Law	Washington Univ. (Mo)
Dayton, Univ.	New York, State, Buffalo	Wayne State
DePaul	North Carolina, Univ.	West Virginia
Denver, Univ.	North Carolina Central	Western New England
Detroit Mercy, Univ.	North Dakota	Western State
District of Columbia Univ.	Northern Illinois	Whittier
Drake	Northern Kentucky	Widener, Harrisburg
Duke	Northwestern	Widener, Wilmington
Emory, Atlanta	Nova Southeastern	William & Mary
Faulkner	Ohio State	William Mitchell
Florida, Univ.	Oklahoma City	Willamette
Florida Costal	Oklahoma Univ.	
Florida State	Oregon, Univ.	
Fordham	Pennsylvania, Univ.	
Franklin Pierce	Pennsylvania State	
George Mason	Pepperdine	
George Washington Univ.	Pittsburgh	
Georgetown	Quinnipiac	
Georgia, Univ.	Richmond, Univ.	
Georgia State	Rutgers - Camden	
Golden Gate Univ.	Rutgers - Newark	
Gonzaga	San Diego	
Hamline	San Francisco	
Harvard	Santa Clara	
Hawaii	Seattle	